

Cancer in Southwark JSNA Factsheet

Southwark's Joint Strategic Needs Assessment

Knowledge & Intelligence

Southwark Public Health

March 2019

GATEWAY INFORMATION

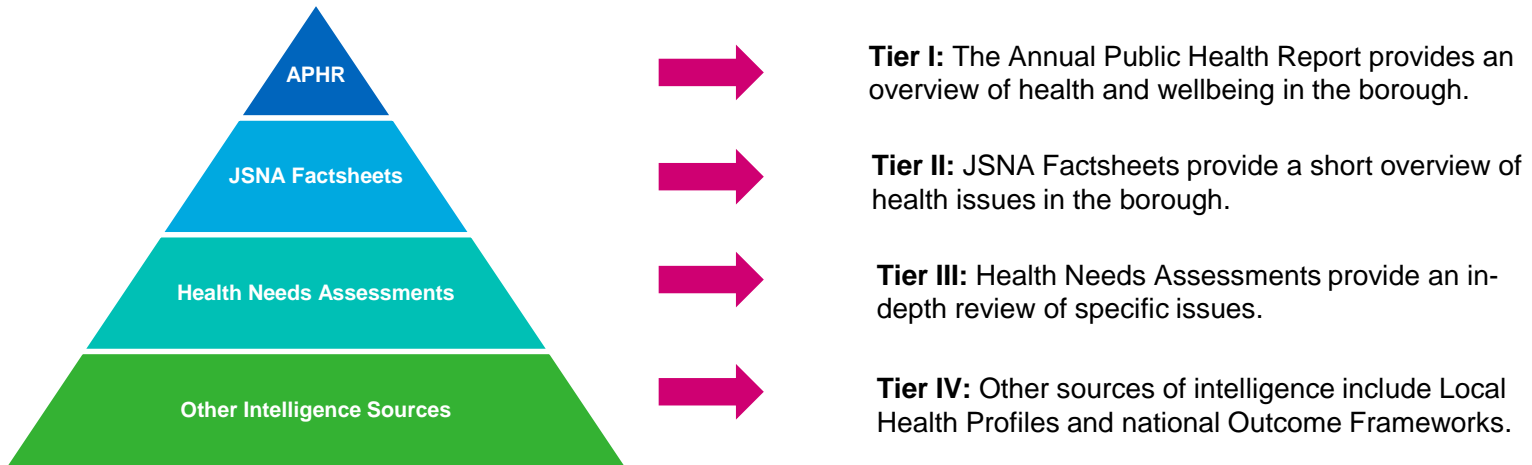
Report title:	Cancer in Southwark
Status:	Public
Prepared by:	L Donavon, C Williamson
Contributors:	G Christou
Approved by:	K Fenton
Suggested citation:	Cancer in Southwark. Southwark's JSNA. Southwark Council: London. 2019.
Contact details:	publichealth@southwark.gov.uk
Date of publication:	March 2019

JSNA Factsheets form part of Southwark's Joint Strategic Needs Assessment process

BACKGROUND

The Joint Strategic Needs Assessment (JSNA) is the ongoing process through which we seek to identify the current and future health and wellbeing needs of our local population.

- The purpose of the JSNA is to inform and underpin the Joint Health and Wellbeing Strategy and other local plans that seek to improve the health of our residents.
- The JSNA is built from a range of resources that contribute to our understanding of need. In Southwark we have structured these resources around 4 tiers:



- This document forms part of those resources.
- All our resources are available via: www.southwark.gov.uk/JSNA

This JSNA Factsheet provides an overview of cancer incidence and mortality in Southwark

AIMS & OBJECTIVES

Cancer is the leading cause of premature death in Southwark, and the largest driver behind our inequalities in life expectancy. Additionally, it is estimated that around four in ten cancer cases are preventable and could be avoided by reducing the prevalence of lifestyle risk factors such as smoking, alcohol, poor diet, excess body weight and physical inactivity.

This JSNA Factsheet provides a brief overview of cancer in Southwark. Specifically the factsheet includes information on:

- Most common tumour sites in Southwark
- Trends in the incidence of the most common tumour sites in Southwark
- Population groups at risk of developing the most common tumour sites
- Premature (deaths under 75 years) mortality from the most common tumour sites

Incidence and mortality rates have been age-standardised to allow for more meaningful comparison of results between Southwark and other areas.

This JSNA Factsheet provides an overview of cancer incidence and mortality in Southwark

DEFINITIONS

A range of terms are used when discussing levels of cancer. The table below provides a definition for a number of these to aid the interpretation of our analysis.

Term	Definition
Cancer	Cancer is a condition where cells in the body grow and reproduce uncontrollably. The cancerous cells can invade and destroy surrounding healthy tissue, including organs.
Incidence	Incidence is a measure of the number of new cases of a condition, within a population over a period of time.
Standardised incidence ratio	Standardised incidence ratios (SIRs) are used to compare the number of identified cases of a condition to the expected number of cases. A ratio above 100 indicates a greater number of cases than expected, whereas a ratio below 100 indicates a lower number of cases than expected.
Premature mortality	Premature mortality is a measure of any death that occurs before the age of 75.

CONTENTS

Aims & Objectives

Most common tumour sites

All malignant cancers

Lung cancer

Breast cancer

Prostate cancer

Colorectal cancer

Summary

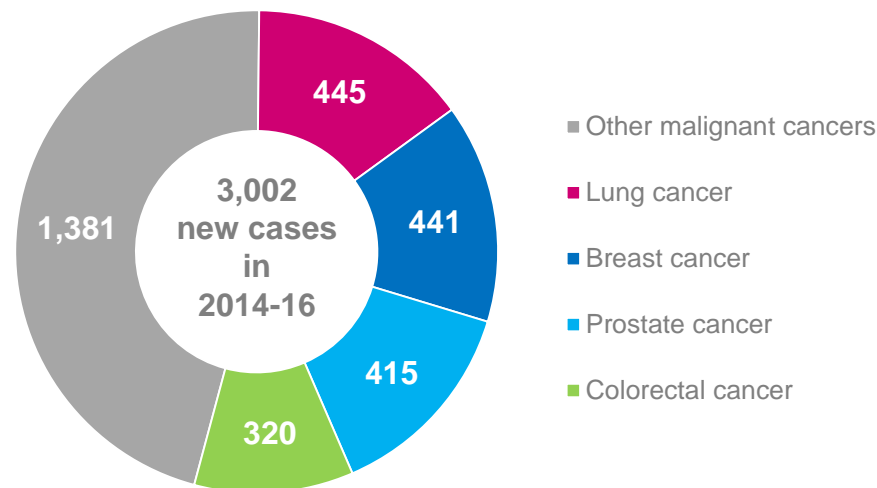
Lung, breast, prostate, and colorectal cancers account for more than half of all new cases diagnosed each year

COMMON CANCERS: INCIDENCE

Each year over 300,000 new cancer cases are diagnosed across England and we know that breast, prostate, lung and colorectal cancer account for more than half of these.

- Data for the three year period 2014-16 shows there were 3,002 new cancer cases in Southwark, equating to around 1,000 new cases per year.
- Mirroring the national picture, lung (14.8%), breast (14.7%), prostate (13.8%) and colorectal (10.7%) cancers account for just over half of all new cases in Southwark.

Figure 1: Cancer incidence in Southwark in 2014-16



References

1. Cancer Research UK: Cancer Statistics for the UK.
2. National Cancer Registration & Analysis Service (NCRAS)

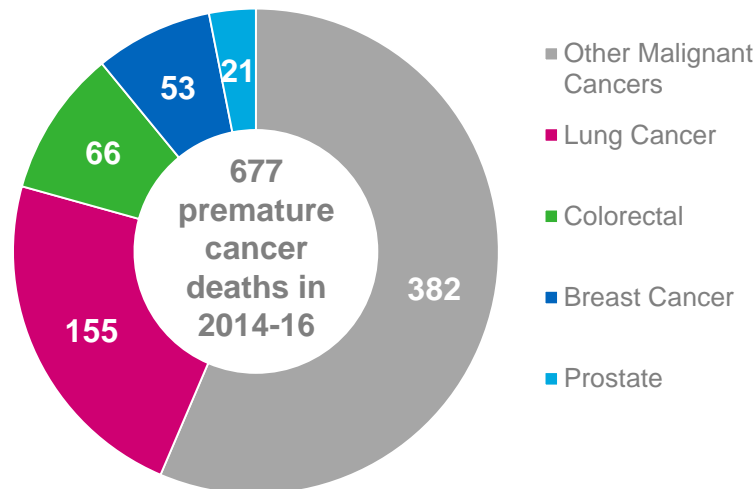
These four cancers together account for nearly half of all premature cancer deaths each year

COMMON CANCERS: PREMATURE MORTALITY

There are more than 186,600 premature cancer deaths each year in England, with breast, prostate, lung and colorectal cancer accounting for nearly half of all cases.

- Data for the three year period 2014-16 shows there were 677 cancer deaths among those aged under 75 in Southwark, equating to approximately 226 deaths per year.
- Mirroring the national picture, lung (22.9%), breast (7.8%), prostate (3.1%) and colorectal (9.7%) cancers account for over 40% of all premature cancer deaths in Southwark.

Figure 2: Premature cancer deaths in Southwark in 2014-16



References

1. Cancer Research UK: Cancer Statistics for the UK.
2. National Cancer Registration & Analysis Service (NCRAS)

CONTENTS

Aims & Objectives

Most common tumour sites

All cancers

Lung cancer

Breast cancer

Prostate cancer

Colorectal cancer

Summary

The incidence rate of all cancers in Southwark has increased by 5.7% since 2001-03

ALL CANCERS: INCIDENCE TRENDS

The age-standardised incidence rate for all cancers in Southwark has increased by 5.7% since 2001-03.

- There were over 3,000 new cancer cases in Southwark in 2014-16, equating to around 1,000 per year, up from 2,527 new cases in 2001-03.
- While there was a steady increase up to 2012-14, the incidence rate in Southwark has since declined, mirroring the national and regional trend.

Figure 3: Age-standardised incidence rate for all cancers

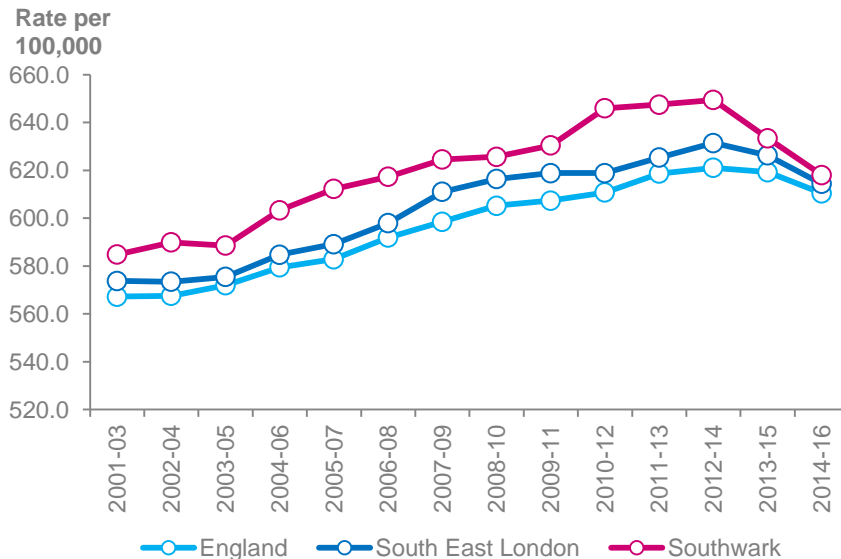
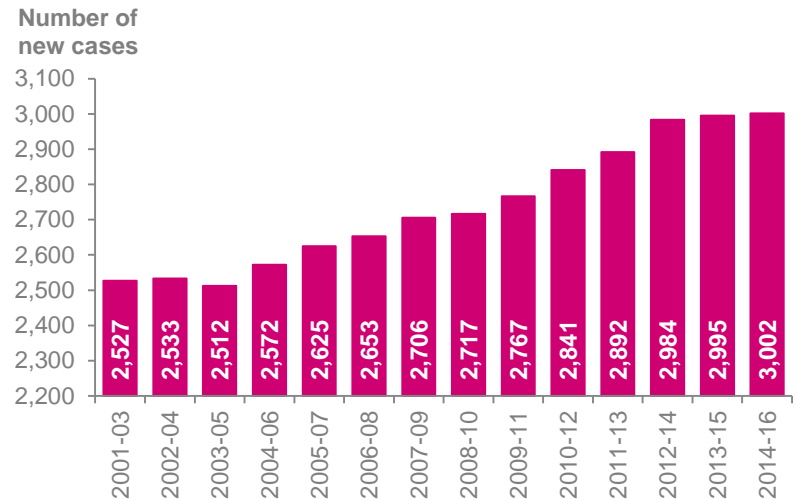


Figure 4: Number of new cancers in Southwark



References

- National Cancer Registration & Analysis Service (NCRAS)

The incidence rate of all cancers in Southwark is higher than England in those in their 60's and early 80's

ALL CANCERS: INCIDENCE BY AGE

The incidence of cancer varies greatly by age, with rates significantly higher among older people.

- Locally the incidence of cancer exceeds national levels among those in their 60's and early 80's.
- Approximately 20% of cancers in Southwark are diagnosed in those under 50, 20% among those aged 50-59 and 60% in those aged 60 and over.

Figure 5: Incidence rate for all cancers by age in 2014-16

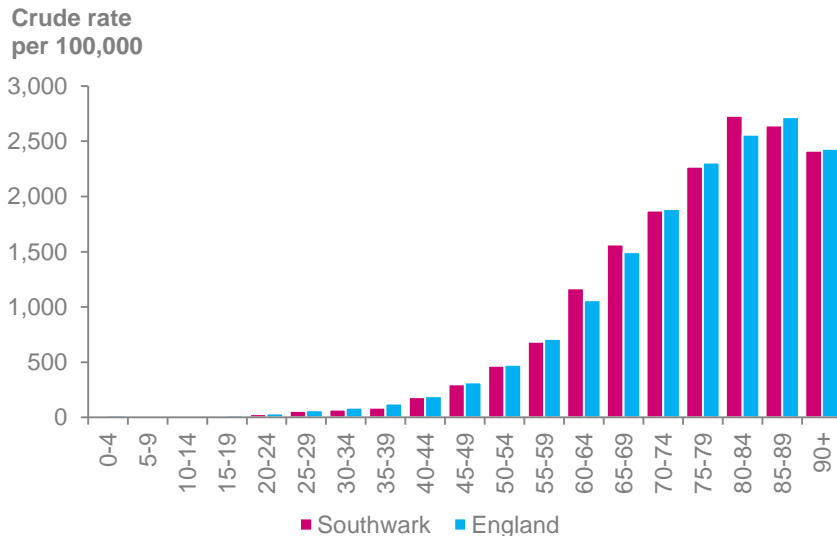
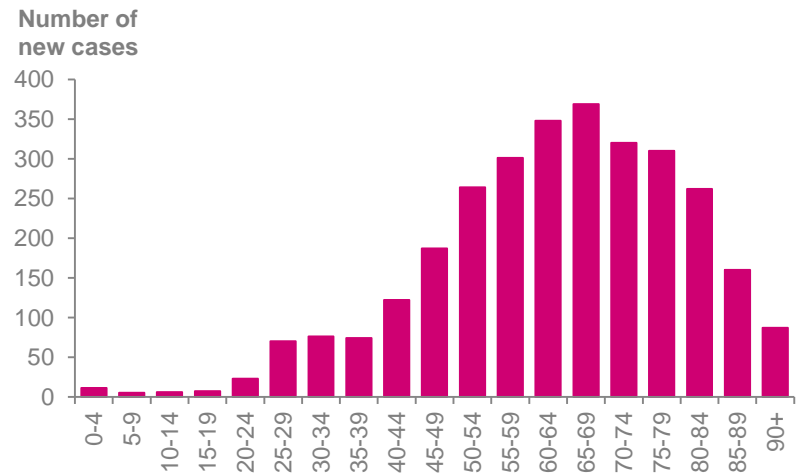


Figure 6: New cancers in Southwark by age in 2014-16



References

- National Cancer Registration & Analysis Service (NCRAS)

Cancer incidence in Southwark is significantly higher in males than females, mirroring the national picture

ALL CANCERS: INCIDENCE BY SEX

The incidence of cancer is consistently higher among males than females.

- There were over 1,600 new cancer cases in Southwark among males and over 1,400 among females in 2014-16, up from 1,300 and 1,227 new cases in 2001-03, respectively.
- The age-standardised incidence rate for all cancers in Southwark has increased by 5.8% since 2001-03 for males and 5.5% for females – this is in contrast to an increase of 4.3% and 12% in England.
- The incidence of cancer among males in Southwark is significantly higher than England.

Figure 7: Number of new cancers in Southwark by sex

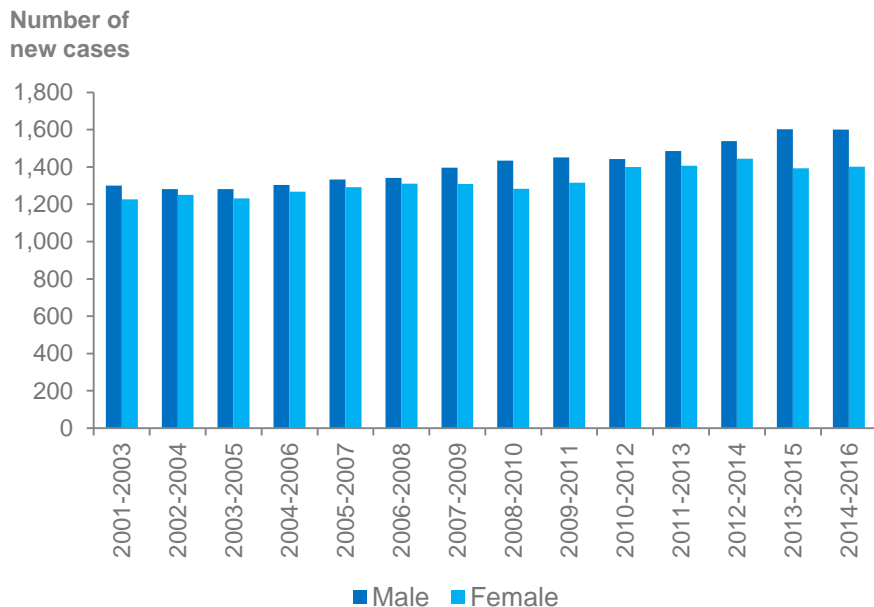
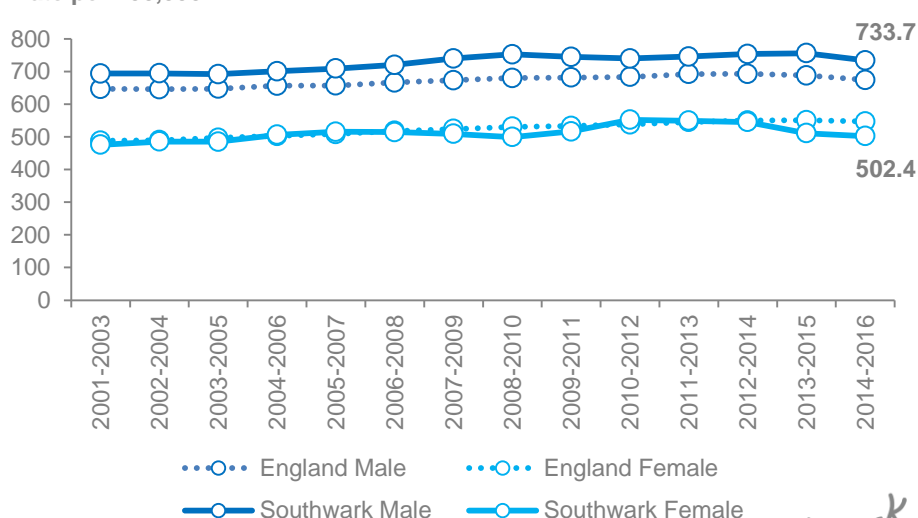


Figure 8: Age-standardised incidence rate of all cancers by sex in Southwark and England



References

- National Cancer Registration & Analysis Service (NCRAS)

Two thirds of new cancer cases in Southwark are among those from a white ethnic background

ALL CANCERS: INCIDENCE BY ETHNICITY

The incidence of all cancers varies greatly by ethnicity, with the number of cases substantially higher among white and lowest among those from a mixed ethnic background.

- Both locally and nationally, the incidence of all cancers is highest amongst the white population, followed by black, asian and mixed ethnicities.
- Locally in 2014-16, the incidence of all cancers amongst the white, black and asian communities was 65%, 21% and 2% of total cancer cases, respectively.
- Note, it is not possible to calculate local standardised incidence rates by ethnicity.

Ethnicity	Number of new cases in 2012 to 2016	Proportion of all new cases in 2012 to 2016
White	3,241	65%
Black	1,052	21%
Asian	109	2%
Mixed	76	1.5%
Other	241	5%
Unknown	250	5%
Total	4,969	100%

Figure 9: Incidence and proportion of all cancers from 2012-2016 in Southwark broken down by ethnicity

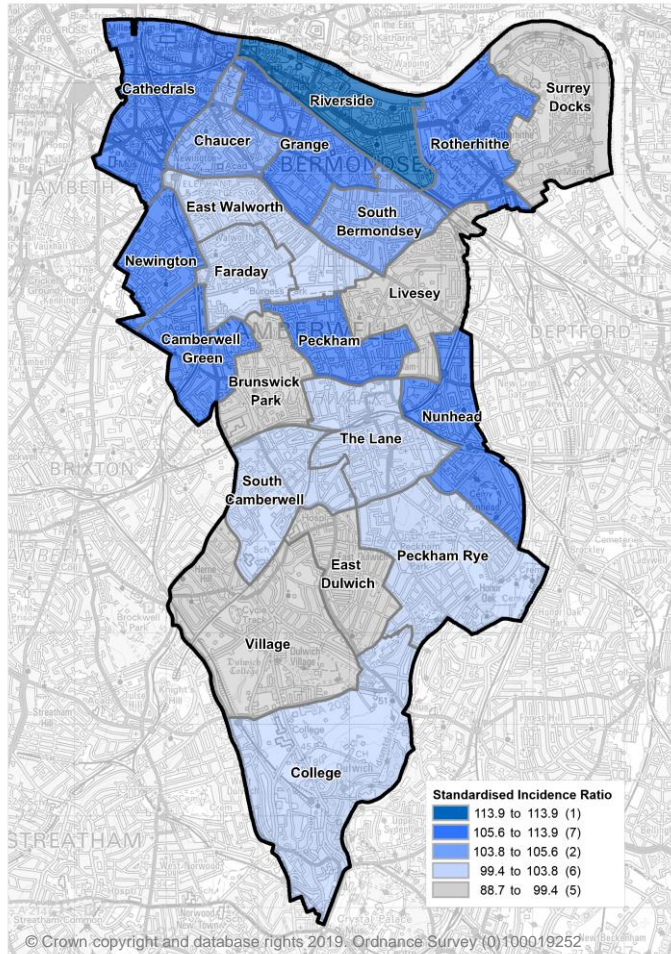
References

1. National Cancer Registration & Analysis Service (NCRAS)

There is no statistically significant variation in overall cancer incidence across the borough

ALL CANCERS: INCIDENCE BY WARD

Figure 10: Standardised incidence ratio for all cancers, 2011-15



The map opposite illustrates the incidence of all cancers in 2011-15 across Southwark, with darker areas having the highest incidence.

- Our latest information shows that cancer incidence is generally higher in the north of the borough, though the picture is mixed.
- Data for the period shows that the incidence of cancer in Riverside is significantly higher than the England.
- However, while the incidence of cancer is generally higher in the north of the borough, there is no statistically significant variation within Southwark.

References

1. Public Health England, Local Health tool. www.localhealth.org.uk

The premature mortality rate for all cancers in Southwark has decreased by 20.4% since 2001-03

ALL CANCERS: MORTALITY

The age-standardised premature mortality rate for all cancers in Southwark has decreased by 20.4% since 2001-03.

- There were over 677 premature cancer deaths in Southwark in 2014-16, equating to approximately 226 deaths per year, down from 764 deaths in 2001-03.
- There has been a slow but steady decline in the premature cancer mortality rate in the borough since 2001-03, with the inequality gap with England narrowing by 27.3% over that period.

Figure 11: Age-standardised premature mortality rate for all cancers

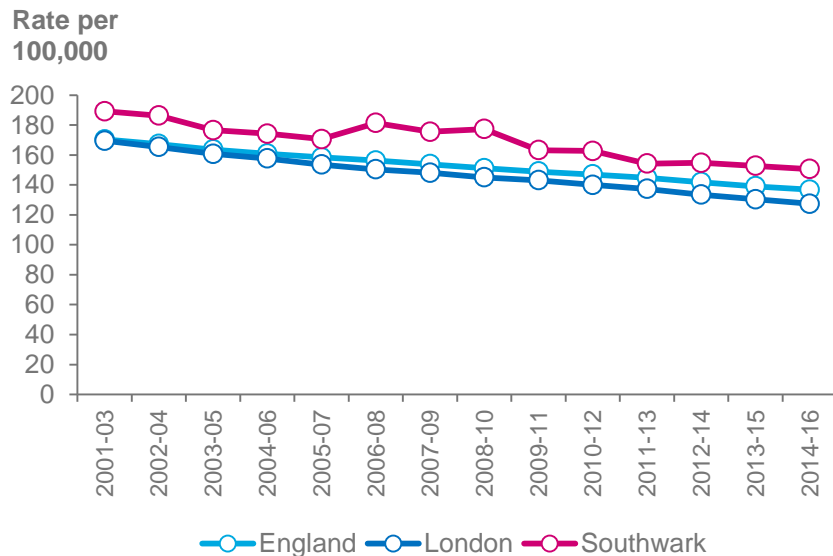
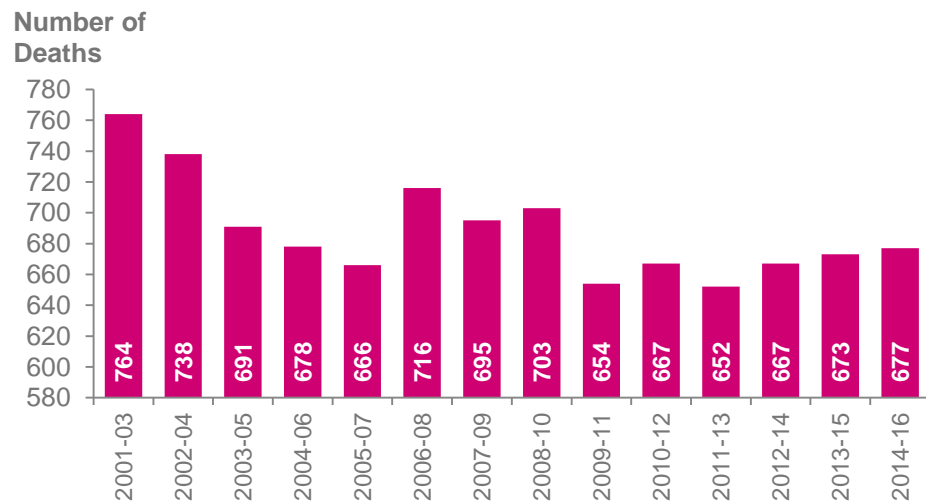


Figure 12: Number of premature cancer deaths in Southwark



References


- National Cancer Registration & Analysis Service (NCRAS)

National statistics on cancer highlight particular demographics with a higher incidence

ALL CANCER: SUMMARY



Age is one of the largest risk factors for the development of cancer. More than a third of all cancers occur in those aged 75 and over, with rates highest among those aged 85-89.



The incidence of all cancers varies by sex, with rates consistently higher among males.



Cancer is more common among white and black males than asian males, and white females than black or asian females.



There is a strong association between cancer incidence and deprivation. There are an estimated 15,000 additional cases of cancer each year in England due to socio-economic inequalities.



Cancer incidence is generally higher in the north of the borough, however there is no statistically significant variation within Southwark.

References

1. Cancer Research UK. Cancer incidence statistics. www.cancerresearchuk.org/health-professional/cancer-statistics/incidence

CONTENTS

Aims & Objectives

Most common tumour sites

All cancers

Lung cancer

Breast cancer

Prostate cancer

Colorectal cancer

Summary

The incidence rate of lung cancer in Southwark has increased by 11% since 2001-03

LUNG CANCER: INCIDENCE TRENDS

The age-standardised incidence rate for lung cancer in Southwark has increased by 11% since 2001-03.

- There were 445 new cancer cases in Southwark in 2014-16, equating to around 150 per year, up from 401 new cases in 2001-03.
- The incidence rate in Southwark is significantly above regional and national levels, though it has remained broadly stable over the period.

Figure 13: Age-standardised incidence rate for lung cancer

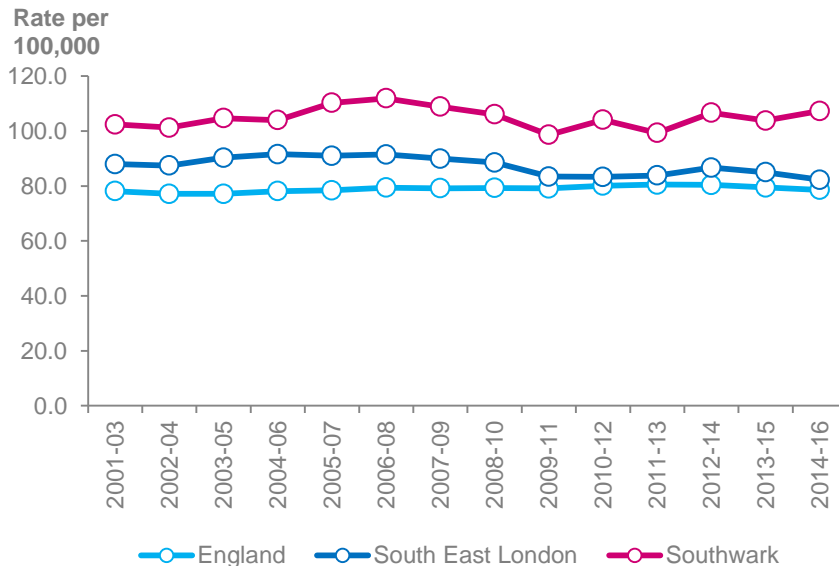
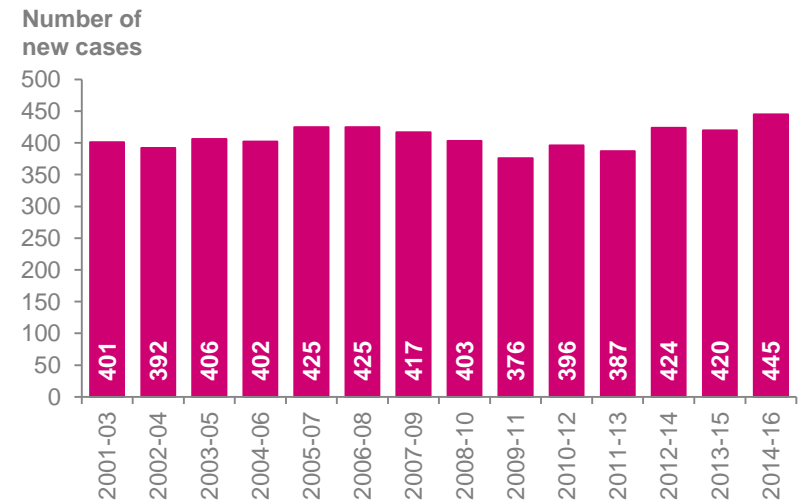


Figure 14: Number of new cases of lung cancer in Southwark



References

- National Cancer Registration & Analysis Service (NCRAS)

The incidence rate of lung cancers in Southwark exceeds the national average across almost all age groups

LUNG CANCER: INCIDENCE BY AGE

The incidence of lung cancer varies greatly by age, with rates significantly higher among older people.

- Locally the incidence of lung cancer exceeds national levels among all age groups with the exception of those in their late 30's and late 40's – though rates in these groups are low.
- The incidence of lung cancer increases substantially after the age of 59. Locally more than 80% of new cases are diagnosed among in those aged 60 and over.

Figure 15: Incidence rate for lung cancer by age in 2014-16

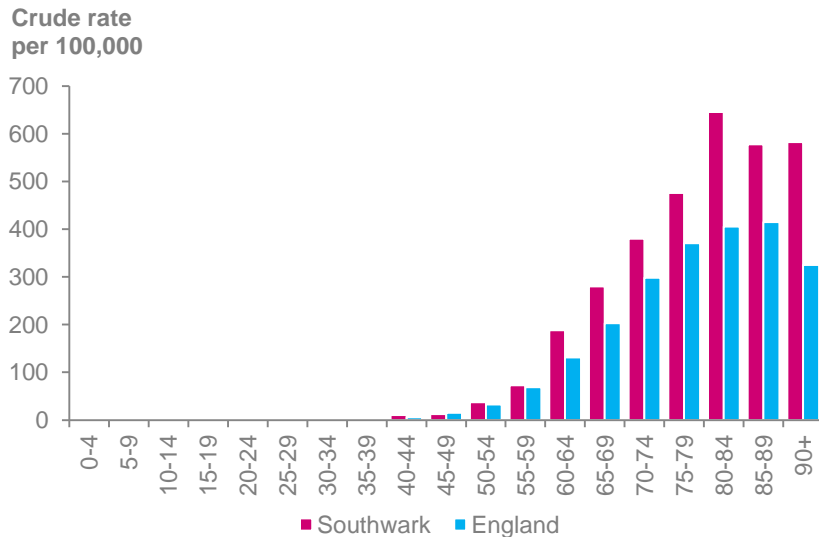
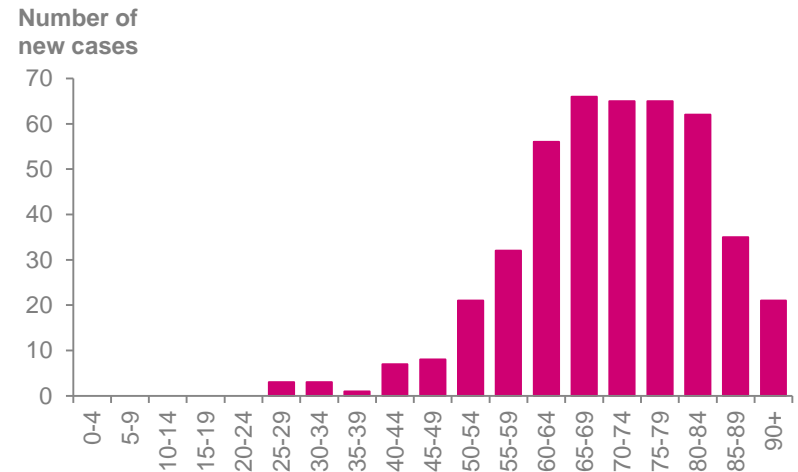


Figure 16: New lung cancers in Southwark by age in 2014-16



References

- National Cancer Registration & Analysis Service (NCRAS)

Locally the incidence of lung cancer exceeds national levels among both males and females

LUNG CANCER: INCIDENCE BY SEX

The incidence of lung cancer varies greatly by sex, with the overall number of cases declining among males and increasing among females.

- The age-standardised incidence rate for lung cancer in Southwark has decreased by 8.3% since 2001-03 for males, and increased by 33% for females – this is in contrast to a decrease of 12% and increase of 25% in England, respectively.
- The incidence rate among Southwark males is almost 50% higher than their female counterparts.
- Incidence in Southwark is significantly higher than England for both males and females.

Figure 17: Number of new cases of lung cancer in Southwark by sex

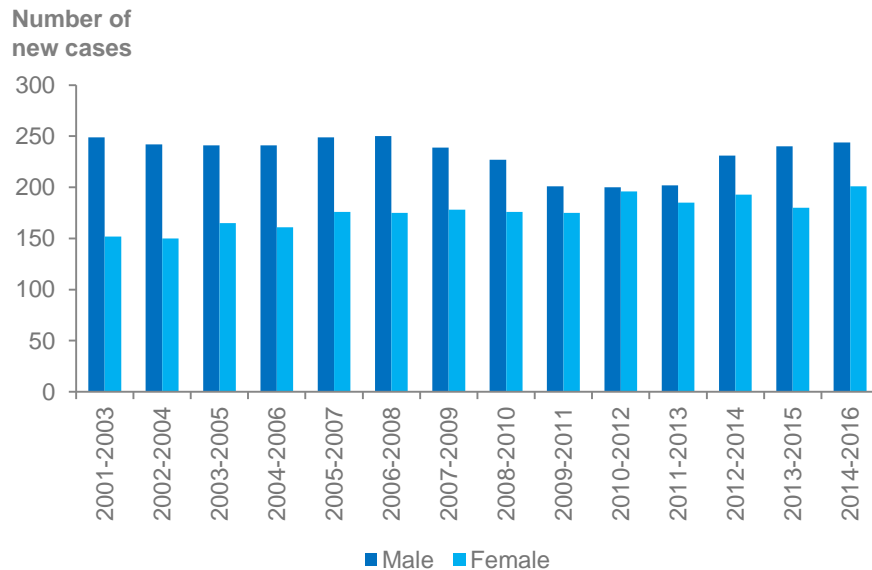
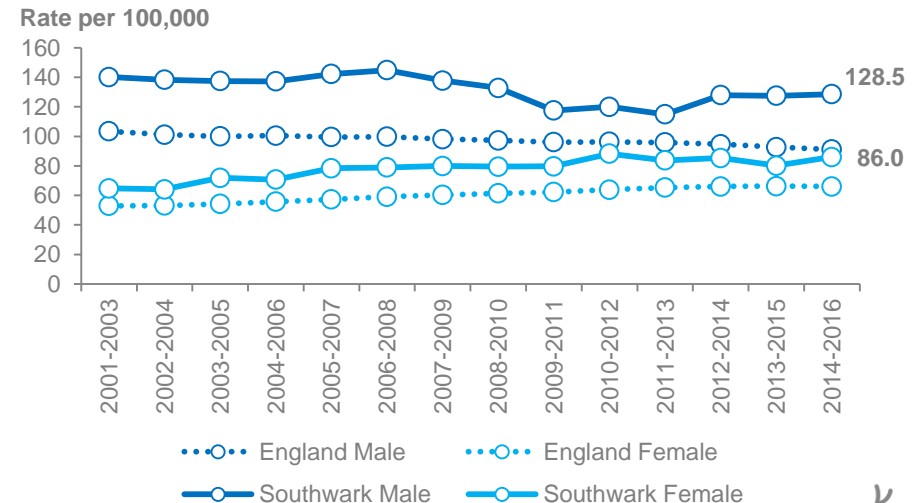


Figure 18: Age-standardised incidence rate of lung cancer by sex in Southwark and England



References

1. National Cancer Registration & Analysis Service (NCRAS)

Almost 8 in 10 new cases of lung cancer in Southwark are among people from a white ethnic background

LUNG CANCER: INCIDENCE BY ETHNICITY

The incidence of lung cancer varies greatly by ethnicity, with cases highest among those from a white ethnic background, mirroring the national picture.

- Nationally, age-standardised incidence rates for lung cancer in white males range from 61.1 to 62.6 per 100,000, while rates for asian males are significantly lower, ranging from 23.1 to 37.2 per 100,000. A similar pattern exists for white and asian females.
- Locally in 2014-16, the incidence of all cancers amongst the white, black and asian communities was 79%, 10% and 2% of total cancer cases, respectively.
- Note, it is not possible to calculate local standardised incidence rates by ethnicity.

Ethnicity	Number of new cases in 2012 to 2016	Proportion of all new cases in 2012 to 2016
White	564	79%
Black	69	10%
Asian	14	2%
Mixed	6	0.8%
Other	29	4%
Unknown	32	5%
Total	714	100%

Figure 19: Incidence and proportion of lung cancer from 2012-2016 in Southwark broken down by ethnicity

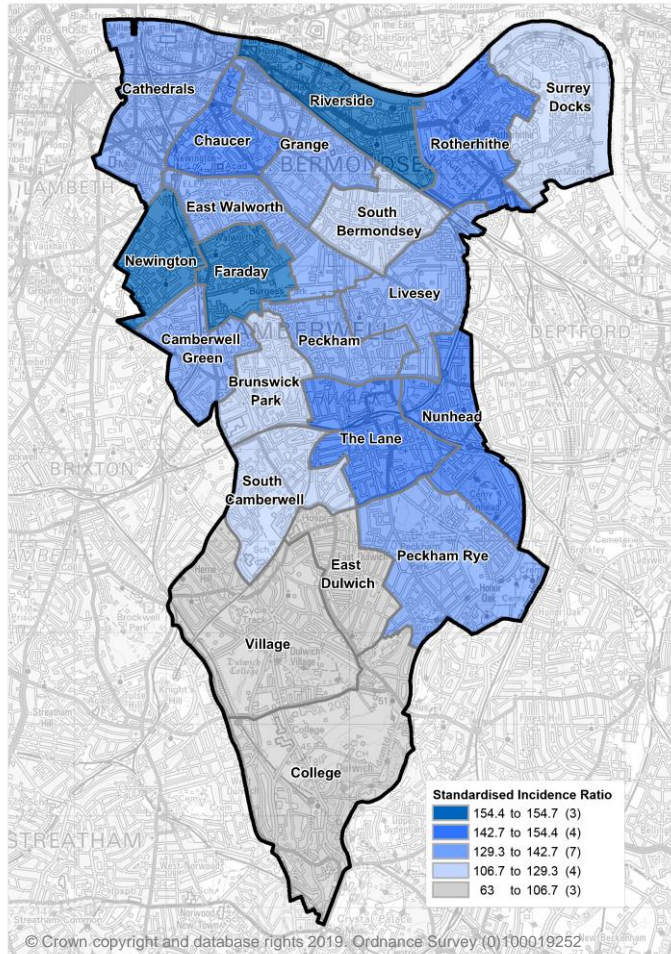
References

1. National Cancer Registration & Analysis Service (NCRAS)

The incidence of lung cancer is significantly higher than England in 6 electoral wards in Southwark

LUNG CANCER: INCIDENCE BY WARD

Figure 20: Standardised incidence ratio for lung cancer, 2011-15



The map opposite illustrates the incidence of lung cancer in 2011-15 across Southwark, with darker areas having the highest incidence.

- Our latest information shows that lung cancer incidence is generally higher in the north and east of the borough.
- Data for the period also shows that the incidence of lung cancer across a number of wards is significantly higher than the England:
 1. Faraday
 2. Riverside
 3. Newington
 4. The Lane
 5. Rotherhithe
 6. Nunhead
- At the other end of the spectrum, the incidence of lung cancer is significantly lower than England in Village ward.

References

1. Public Health England, Local Health tool. www.localhealth.org.uk

The premature mortality rate for lung cancer in Southwark has decreased by 30.6% since 2001-03

LUNG CANCER: MORTALITY

The age-standardised premature mortality rate for lung cancer in Southwark has decreased by 30.6% since 2001-03.

- There were 155 premature deaths from lung cancer in Southwark in 2014-16, equating to nearly 52 per year, down from 199 deaths in 2001-03.
- The premature mortality rate in the borough is above regional and national levels, though the inequality gap with England has reduced by 68% over the period.

Figure 21: Age-standardised premature mortality rate for lung cancer

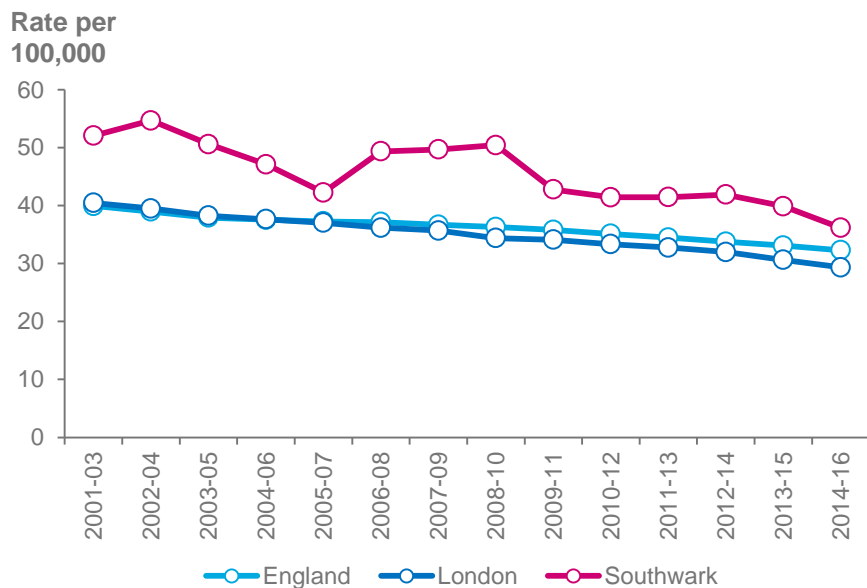
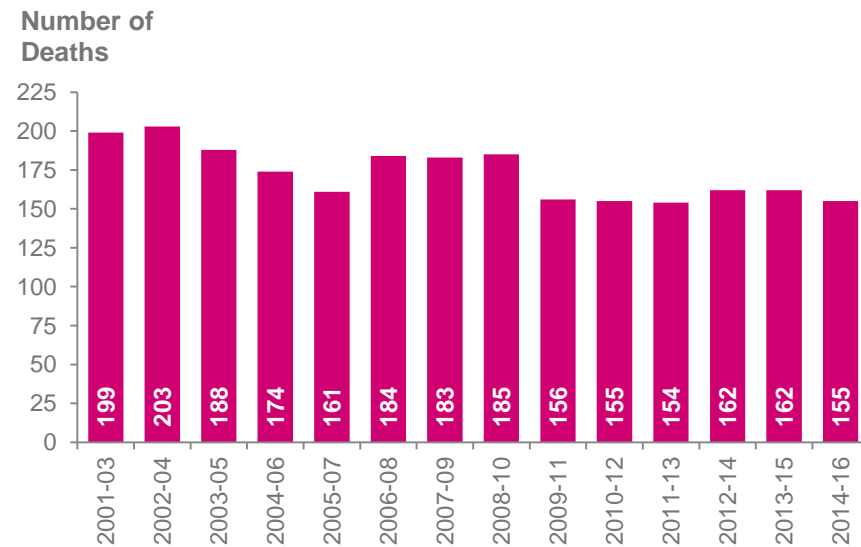


Figure 22: Number of premature deaths from lung cancer in Southwark



References

- National Cancer Registration & Analysis Service (NCRAS)

National statistics on cancer highlight particular demographics with a higher incidence

LUNG CANCER: SUMMARY



Lung cancer incidence is strongly associated with age. Nationally, 44% of all new cases are among those aged 75 and over. The highest rates occur among those in their 80's.



The incidence of lung cancer varies greatly by sex, with overall rates declining among males and increasing among females.



Lung cancer incidence is highest among those from a white ethnic background, with rates significantly lower among those from black and asian ethnicities.



There is a strong association between lung cancer incidence and deprivation. Rates are 166% higher for men living in the most deprived areas compared with the least, and 173% higher for women.



Lung cancer incidence is generally higher in the north and east of the borough, with 6 electoral wards having a higher incidence than England.

References

1. Cancer Research UK. Cancer incidence statistics. www.cancerresearchuk.org/health-professional/cancer-statistics/incidence

CONTENTS

Aims & Objectives

Most common tumour sites

All cancers

Lung cancer

Breast cancer

Prostate cancer

Colorectal cancer

Summary

The incidence rate of breast cancer in Southwark has increased by 5.9% since 2001-03

BREAST CANCER: INCIDENCE TRENDS

The age-standardised incidence rate for breast cancer in Southwark has increased by 5.9% since 2001-03.

- There were 736 new cancer cases in Southwark in 2014-16, equating to around 250 per year, up from 626 new cases in 2001-03.
- The incidence rate in Southwark is consistently below regional and national levels, though it has remained broadly stable over the period.

Figure 23: Age-standardised incidence rate for breast cancer

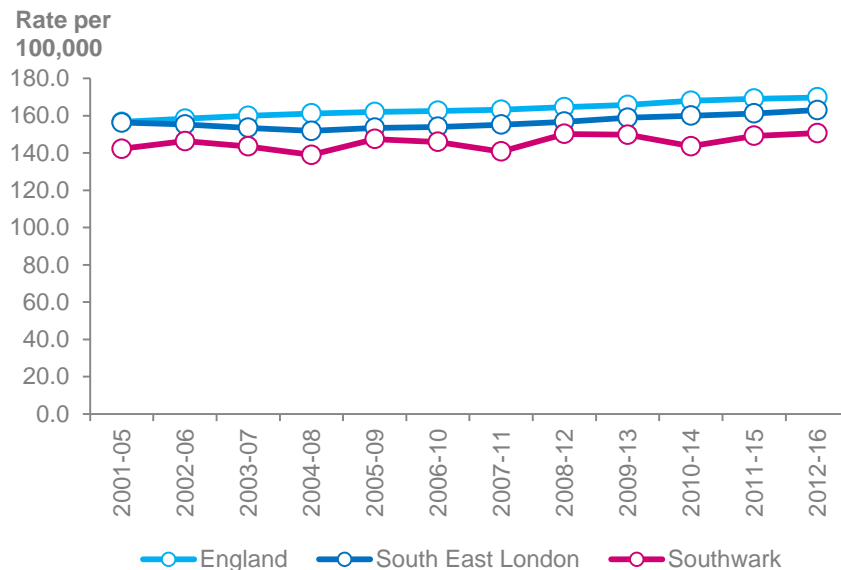
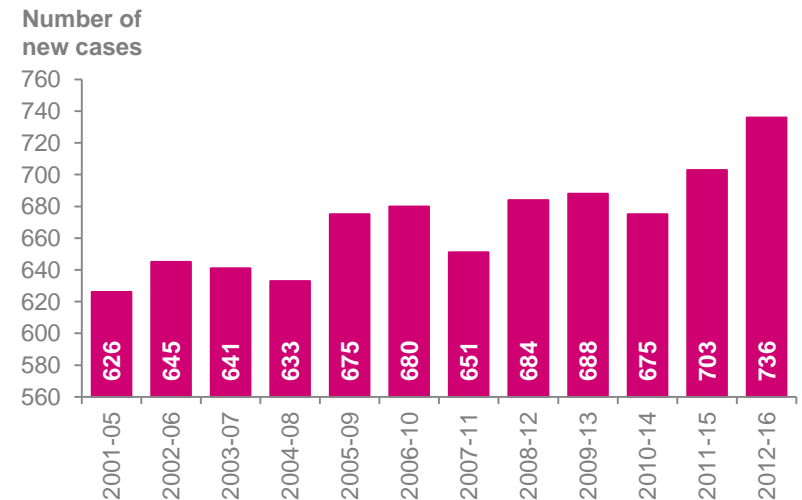


Figure 24: Number of new cases of breast cancer in Southwark



References

- National Cancer Registration & Analysis Service (NCRAS)

The incidence rate of breast cancers in Southwark peaks at a younger age than the national average

BREAST CANCER: INCIDENCE BY AGE

The incidence of breast cancer varies greatly by age, with rates significantly higher among older people.

- The incidence of breast cancer is lower than the national average across most age groups, except those in their late 20's and early 40's, though rates in these groups are relatively low.
- The incidence rate of breast cancer in Southwark peaks among those in their late 70's compared to those in their 90's nationally.

Figure 25: Incidence rate for breast cancer by age in 2014-16

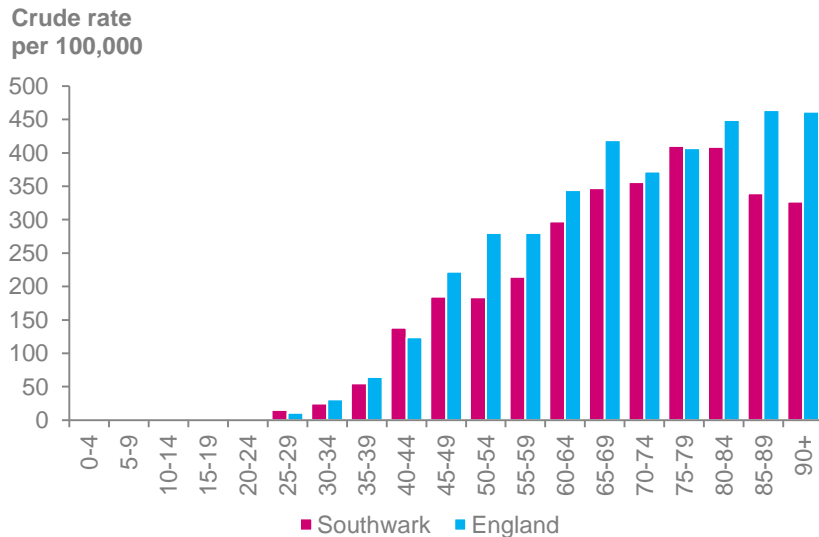
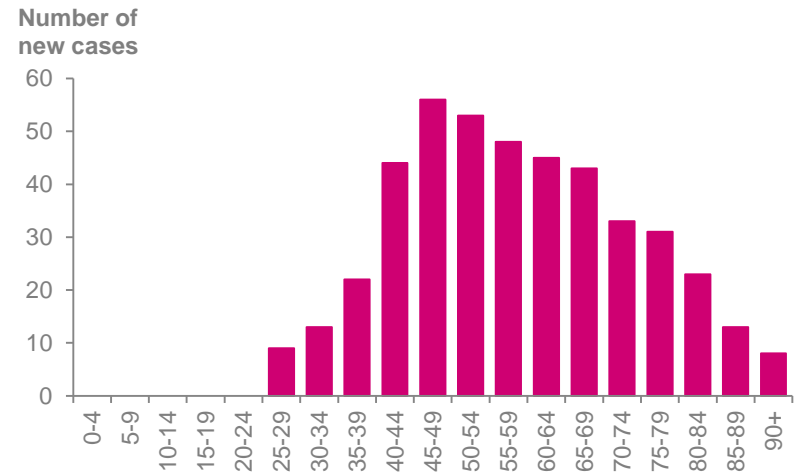


Figure 26: New breast cancers in Southwark by age in 2014-16



References

1. National Cancer Registration & Analysis Service (NCRAS)

The majority of new cases of breast cancer in Southwark occur among white females

BREAST CANCER: INCIDENCE BY ETHNICITY

The incidence of breast cancer varies greatly by ethnicity, with cases highest among white females, mirroring the national picture.

- Nationally, age-standardised incidence rates for breast cancer among white range from 122.4 to 125.7 per 100,000 – this is in contrast to black and asian females with rates of 68.8 to 107.9 and 59.7 to 92.3, respectively.
- Locally in 2014-16, the incidence of breast cancer among the white, black and asian ethnic backgrounds was 60%, 28% and 1.6% of total cancer cases, respectively.
- Note, it is not possible to calculate local standardised incidence rates by ethnicity.

Ethnicity	Number of new cases in 2012 to 2016	Proportion of all new cases in 2012 to 2016
White	442	60%
Black	205	28%
Asian	12	1.6%
Mixed	11	1.5%
Other	47	6%
Unknown	19	3%
Total	736	100%

Figure 27: Incidence and proportion of breast cancer from 2012-2016 in Southwark broken down by ethnicity

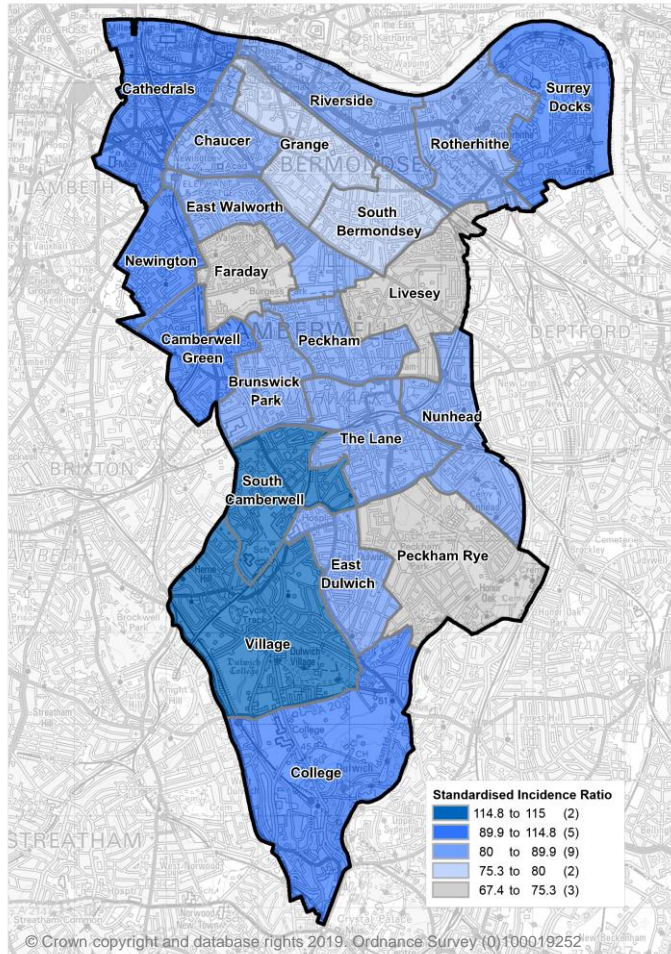
References

1. National Cancer Registration & Analysis Service (NCRAS)

The incidence of breast cancer is across the borough is broadly comparable to England

BREAST CANCER: INCIDENCE BY WARD

Figure 28: Standardised incidence ratio for breast cancer, 2011-15



The map opposite illustrates the incidence of breast cancer in 2011-15 across Southwark, with darker areas having the highest incidence.

- Our latest information shows that breast cancer incidence is generally comparable to England, with no ward significantly higher than the national average.
- Data for the period also shows that the incidence of breast cancer is significantly lower than the England in a number of cases:
 - Peckham Rye
 - Livesey

References

- Public Health England, Local Health tool. www.localhealth.org.uk

The premature mortality rate for breast cancer in Southwark has decreased by 26.2% since 2001-03

BREAST CANCER: MORTALITY

The age-standardised premature mortality rate for breast cancer in Southwark has decreased by 26.2% since 2001-03, although the difference is not statistically significant.

- There were 53 premature deaths from breast cancer in Southwark in 2014-16, equating to around 18 per year, down from 61 deaths in 2001-03.
- The premature mortality rate in Southwark is similar to regional and national levels, though figures continue to fluctuate in recent years due to the low number of deaths.

Figure 29: Age-standardised premature mortality rate for breast cancer

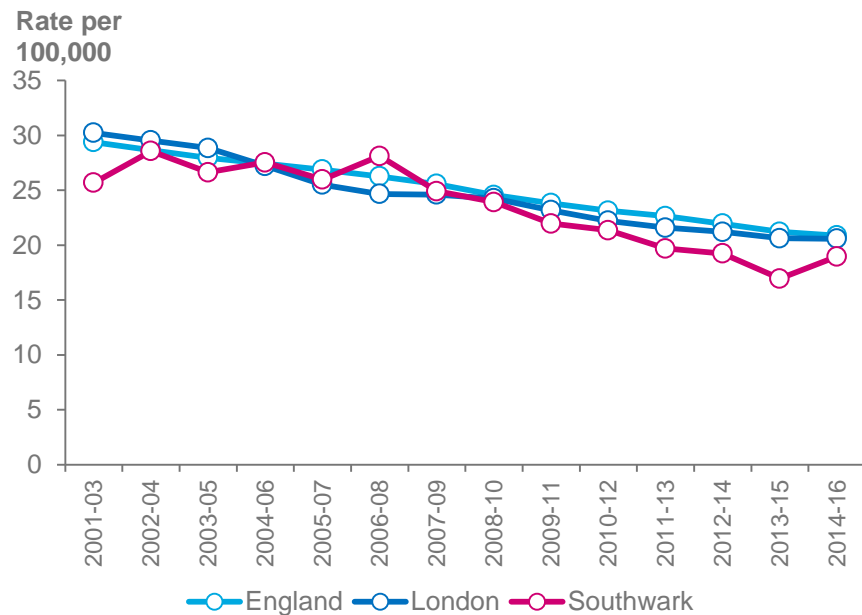
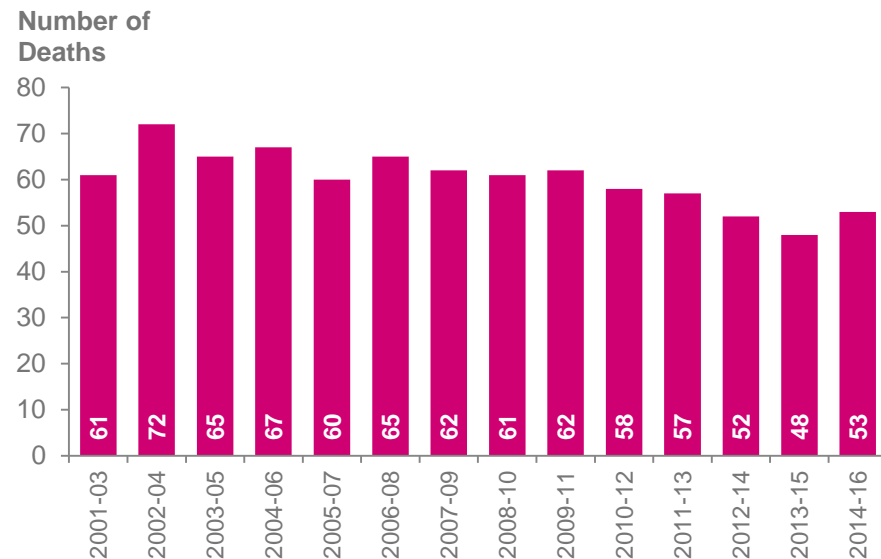


Figure 30: Number of premature deaths from breast cancer in Southwark



References

- National Cancer Registration & Analysis Service (NCRAS)

National statistics on cancer highlight particular demographics with a higher incidence

BREAST CANCER: SUMMARY



Breast cancer incidence is strongly associated with age. Nationally, a quarter of all new cases are among those aged 75 and over.



Breast cancer incidence is highest among white women, with rates significantly lower among women from asian and black backgrounds.



Breast cancer is one of the few cancers where incidence rates are lower for women in more deprived communities. Incidence rates are 14% lower for women living in the most deprived areas compared to the least deprived.



The incidence of breast cancer across the borough is broadly comparable to England, with no ward significantly higher than the national average.

References

1. Cancer Research UK. Cancer incidence statistics. www.cancerresearchuk.org/health-professional/cancer-statistics/incidence

CONTENTS

Aims & Objectives

Most common tumour sites

All cancers

Lung cancer

Breast cancer

Prostate cancer

Colorectal cancer

Summary

The incidence rate of prostate cancer in Southwark has increased by 26.4% since 2001-03

PROSTATE CANCER: INCIDENCE TRENDS

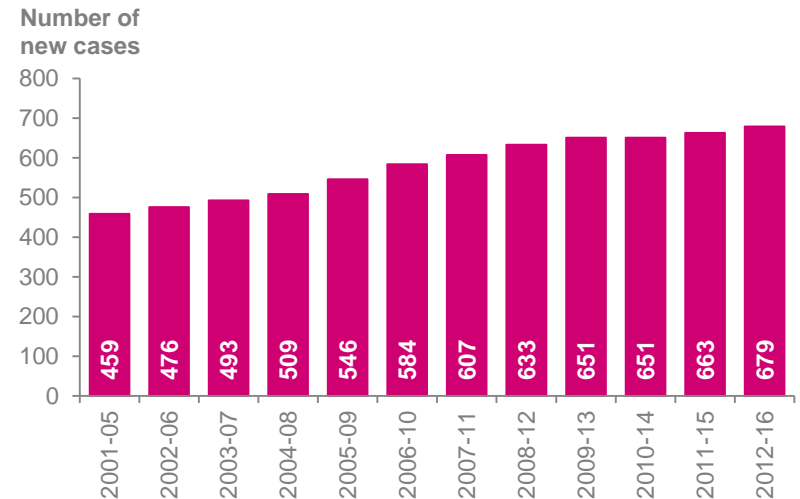
The age-standardised incidence rate for prostate cancer in Southwark has increased by 26.4% since 2001-03.

- There were 679 new cancer cases in Southwark in 2014-16, equating to around 230 per year, up from 459 new cases in 2001-03.
- The increase in the incidence of prostate cancer in Southwark since 2001-03 has been statistically significant, with rates now significantly higher than England.

Figure 31: Age-standardised incidence rate for prostate cancer



Figure 32: Number of new cases of prostate cancer in Southwark



References

- National Cancer Registration & Analysis Service (NCRAS)

The incidence rate of prostate cancers in Southwark is particularly higher than England among men under 65

PROSTATE CANCER: INCIDENCE BY AGE

The incidence of prostate cancer varies greatly by age, with rates significantly higher among older people.

- The incidence of prostate cancer in Southwark is higher than England across most age groups, particularly so among those under 65.
- There is a substantial increase in the incidence of prostate cancer among men during middle age, with local rates increasing 10-fold between those aged 45-49 and 60-64.

Figure 33: Incidence rate for prostate cancer by age in 2014-16

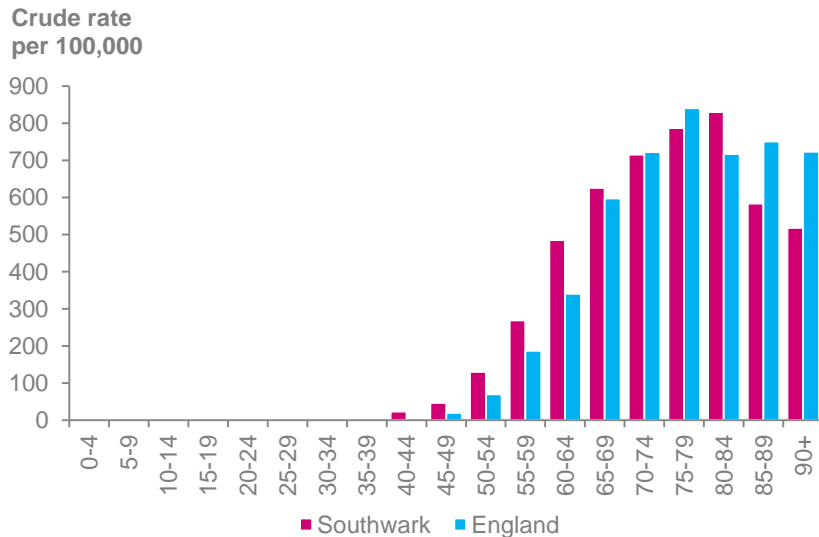
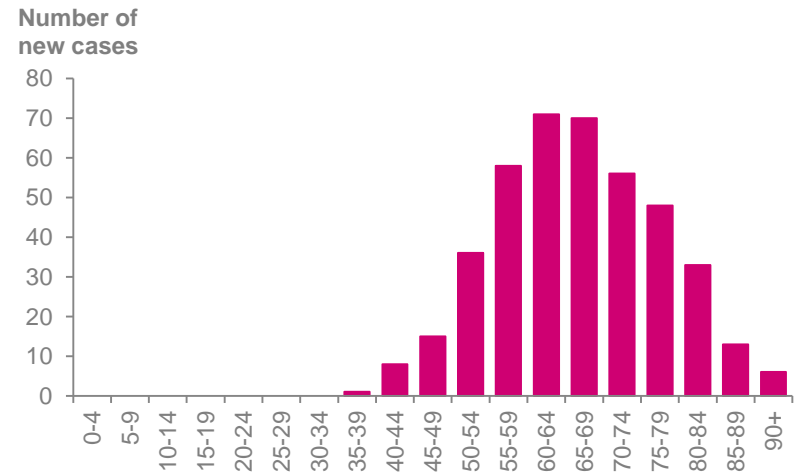


Figure 34: New prostate cancers in Southwark by age in 2014-16



References

1. National Cancer Registration & Analysis Service (NCRAS)

Nationally, the incidence of prostate cancer is highest among those from a black ethnic background

PROSTATE CANCER: INCIDENCE BY ETHNICITY

The incidence of prostate cancer varies greatly by ethnicity, with cases highest among white and lowest among asian males.

- Nationally, prostate cancer incidence is highest among those from a black ethnic background, with an age-standardised rate of 120.8 to 247.9 per 100,000 in contrast to 96.0 to 99.9 and 28.7 to 60.6 for white and asian populations, respectively.
- Locally in 2014-16, the incidence of prostate cancer amongst the white, black and asian communities was 50%, 36% and 1.3% of total cancer cases, respectively.
- Note, it is not possible to calculate local standardised incidence rates by ethnicity.

Ethnicity	Number of new cases in 2012 to 2016	Proportion of all new cases in 2012 to 2016
White	337	50%
Black	245	36%
Asian	9	1.3%
Mixed	9	1.3%
Other	19	3%
Unknown	60	9%
Total	679	100%

Figure 35: Incidence and proportion of prostate cancer from 2012-2016 in Southwark broken down by ethnicity

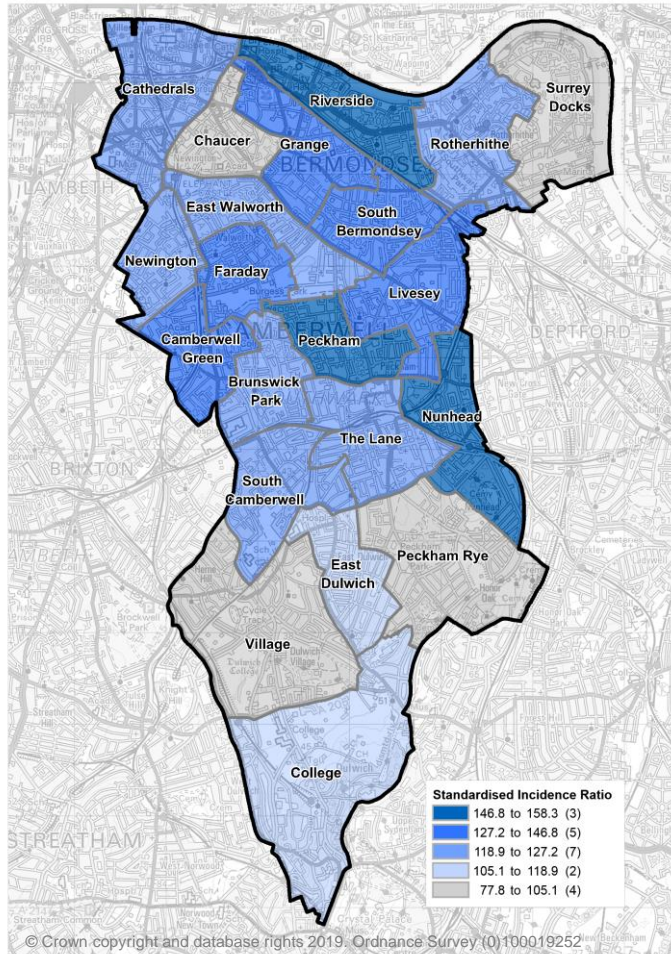
References

1. National Cancer Registration & Analysis Service (NCRAS)

The incidence of prostate cancer in Riverside, Peckham and Nunhead is significantly higher than England

PROSTATE CANCER: INCIDENCE BY WARD

Figure 36: Standardised incidence ratio for prostate cancer, 2011-15



The map opposite illustrates the incidence of prostate cancer in 2011-15 across Southwark, with darker areas having the highest incidence.

- Our latest information shows that the picture of prostate cancer incidence is mixed, with patches of low and high incidence across the borough.
- Data for the period shows that the incidence of prostate cancer is significantly higher than the England across a number of wards:
 1. Riverside
 2. Peckham
 3. Nunhead
- No ward has an incidence ratio significantly below England.

References

1. Public Health England, Local Health tool. www.localhealth.org.uk

The premature mortality rate of prostate cancer in Southwark is similar compared to the rate in 2001-03

PROSTATE CANCER: MORTALITY

The age-standardised premature mortality rate for prostate cancer in Southwark is similar to the rate in 2001-03.

- There were 21 premature deaths from prostate cancer in Southwark in 2014-16, equating to around 7 per year, down from 26 deaths in 2001-03.
- The premature mortality rate for prostate cancer in Southwark is similar to regional and national levels.

Figure 37: Age-standardised premature mortality rate for prostate cancer

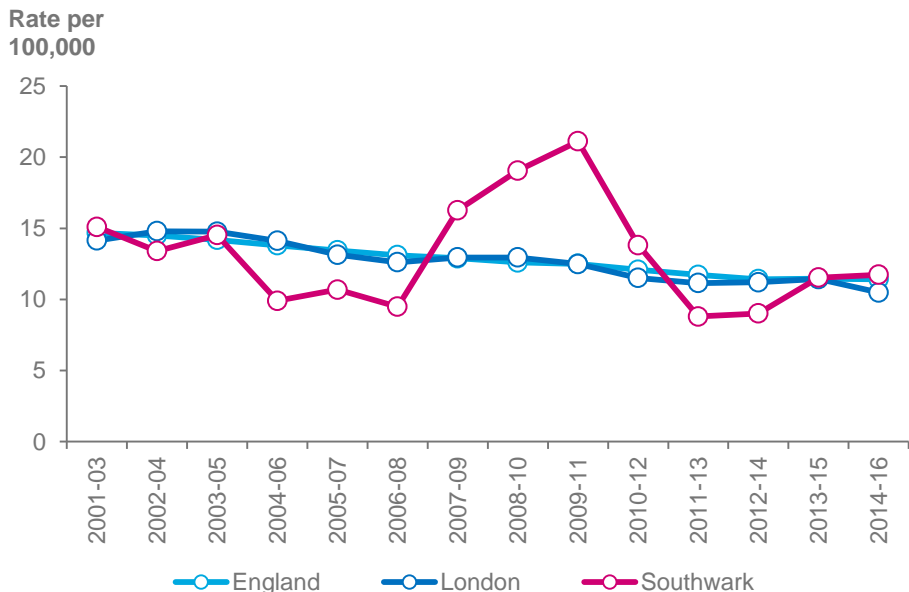
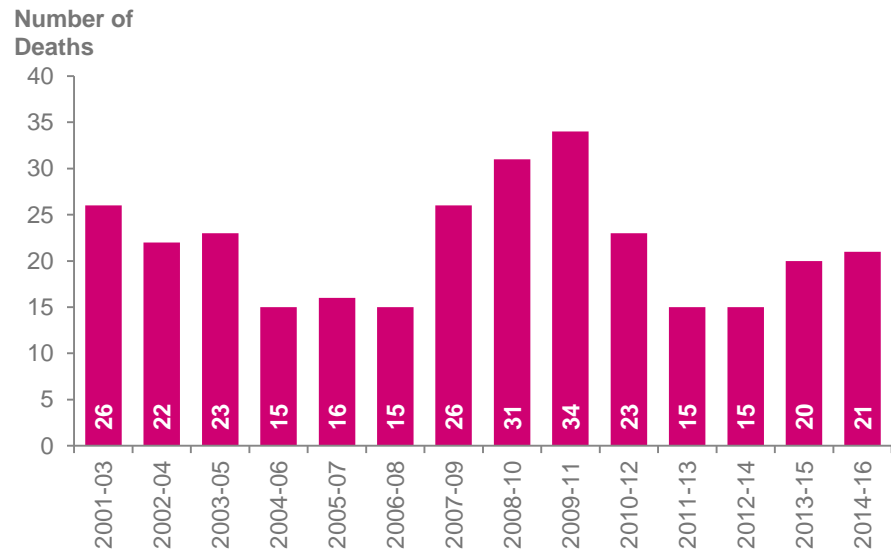


Figure 38: Number of premature deaths from prostate cancer in Southwark



References

- National Cancer Registration & Analysis Service (NCRAS)

National statistics on cancer highlight particular demographics with a higher incidence

PROSTATE CANCER: SUMMARY



Prostate cancer incidence is strongly associated with age. Nationally, over a third of all new cases are among men aged 75 and over. Incidence rates increase steeply from the age of 50.



Nationally we know that the incidence of prostate cancer is highest among those from a black ethnic background, with rates significantly lower among those from white and asian ethnicities.



Prostate cancer is one of the few cancers among men where incidence rates are lower among those living in more deprived communities. Incidence rates are 17% lower among those in the most deprived areas compared to the least deprived.



The picture of prostate cancer incidence within Southwark is mixed, with patches of low and high incidence across the borough.

References

1. Cancer Research UK. Cancer incidence statistics. www.cancerresearchuk.org/health-professional/cancer-statistics/incidence

CONTENTS

Aims & Objectives

Most common tumour sites

All cancers

Lung cancer

Breast cancer

Prostate cancer

Colorectal cancer

Summary

The incidence rate of colorectal cancer in Southwark has increased by 17.3% since 2001-03

COLORECTAL CANCER: INCIDENCE TRENDS

The age-standardised incidence rate for colorectal cancer in Southwark has increased by 17.3% since 2001-03.

- There were 320 new cancer cases in Southwark in 2014-16, equating to around 110 per year, up from 246 new cases in 2001-03.
- The incidence rate in Southwark is comparable to rates in England and South East London.

Figure 39: Age-standardised incidence rate for colorectal cancer

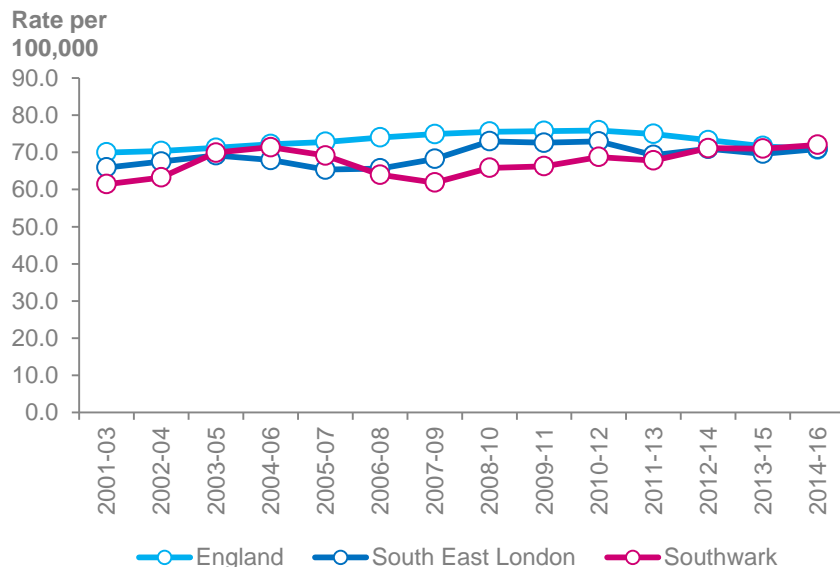
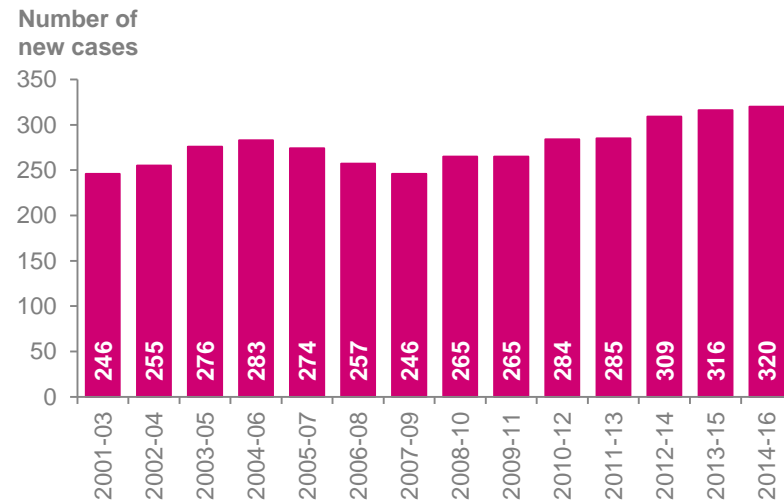


Figure 40: Number of new cases of colorectal cancer in Southwark



References

- National Cancer Registration & Analysis Service (NCRAS)

The incidence rate of colorectal cancers in Southwark are broadly comparable to England across most age groups

COLORECTAL CANCER: INCIDENCE BY AGE

The incidence of colorectal cancer varies greatly by age, with rates significantly higher among older people.

- The incidence rates of colorectal cancer in Southwark are broadly comparable to the national average across most age groups.
- Approximately a quarter of new cases in Southwark are diagnosed among those under the age of 60, a quarter among those in their 60's and half among those aged 70 and over.

Figure 41: Incidence rate for colorectal cancer by age in 2014-16

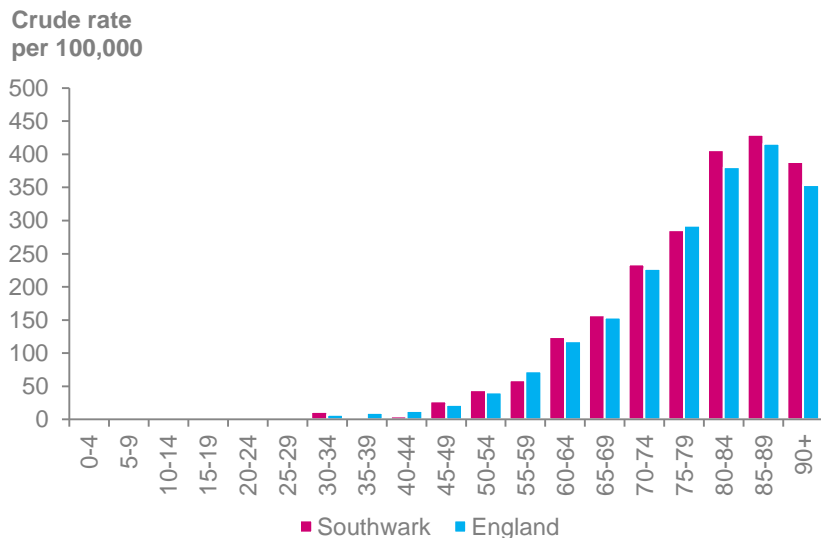
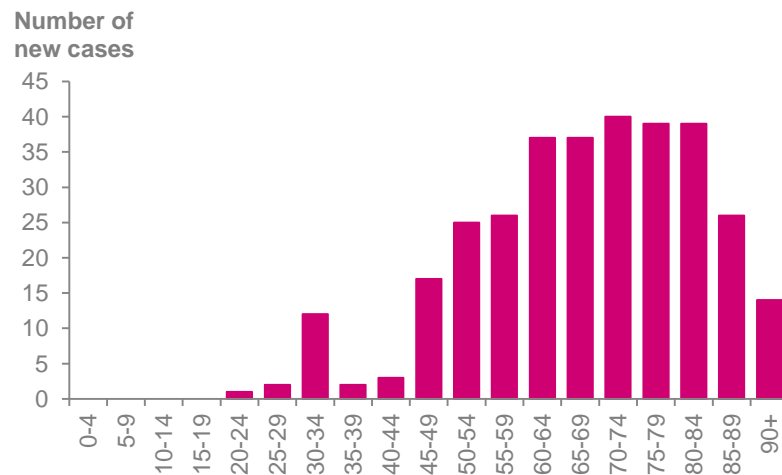


Figure 42: New colorectal cancers in Southwark by age in 2014-16



References

1. National Cancer Registration & Analysis Service (NCRAS)

The incidence of colorectal cancer in Southwark is similar to national levels among both males and females

COLORECTAL CANCER: INCIDENCE BY SEX

The incidence of colorectal cancer is significantly higher among males than females.

- There were over 180 new cancer cases in Southwark among males and over 130 among females in 2014-16, up from 130 and 116 new cases in 2001-03, respectively – incidence has fluctuated significantly among both sexes during this period.
- The age-standardised incidence rate for colorectal cancer in Southwark has increased by 21.5% since 2001-03 for males, and 10.8% for females – this is in contrast to a decrease of 1.1% and increase of 4.8% in males and females in England, respectively.

Figure 43: Number of new cases of colorectal cancer in Southwark by sex

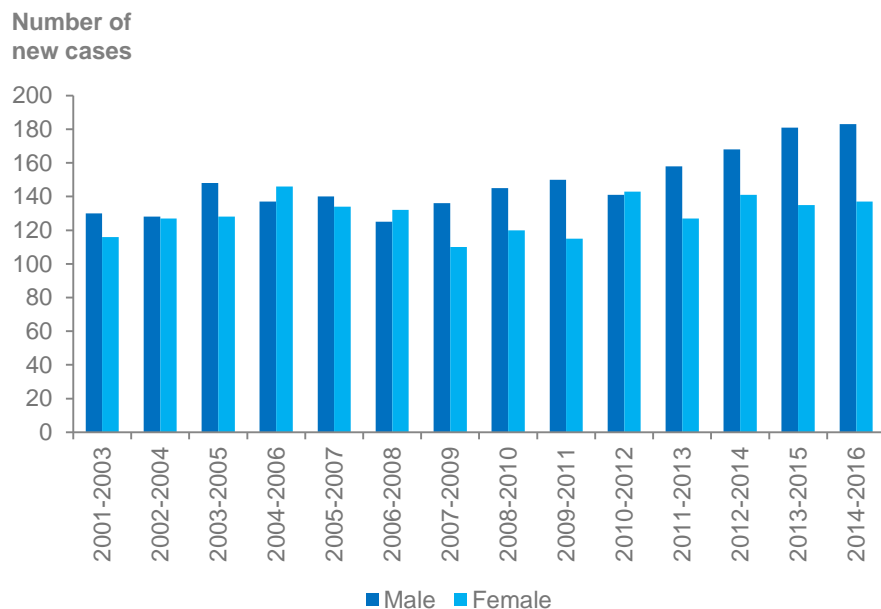
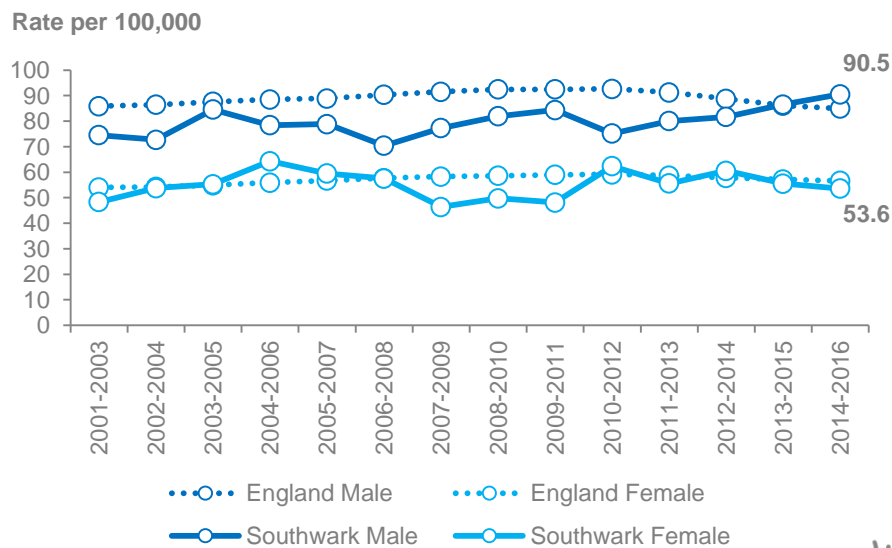


Figure 44: Age-standardised incidence rate of colorectal cancer by sex in Southwark and England



References

- National Cancer Registration & Analysis Service (NCRAS)

Approximately 7 in 10 new cases of colorectal cancer in Southwark are among those from white ethnic backgrounds

COLORECTAL CANCER: INCIDENCE BY ETHNICITY

The incidence of colorectal cancer varies greatly by ethnicity, with rates highest among those from a white ethnic background.

- Locally, the incidence of colorectal cancer is highest amongst the white population, followed by black, asian and mixed ethnicities.
- In 2014-16, the incidence of colorectal cancer amongst the white, black and asian communities was 69%, 19% and 3% of total cancer cases, respectively.

Ethnicity	Number of new cases in 2012 to 2016	Proportion of all new cases in 2012 to 2016
White	357	69%
Black	97	19%
Asian	16	3%
Mixed	9	2%
Other	21	4%
Unknown	18	3.5%
Total	518	100%

Figure 45: Incidence and proportion of all colorectal cancer from 2012-2016 in Southwark broken down by ethnicity

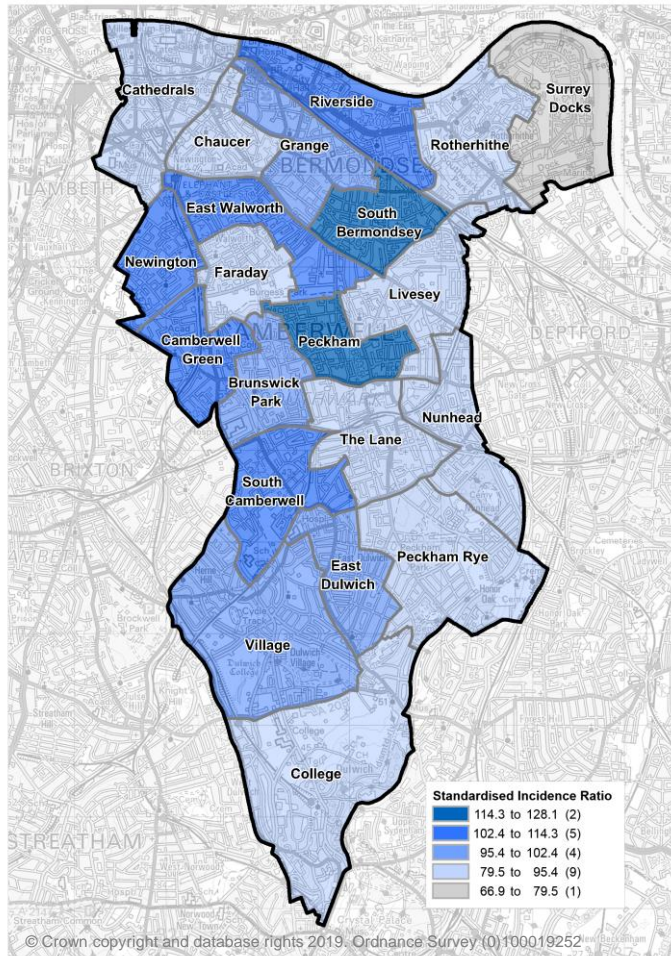
References

- National Cancer Registration & Analysis Service (NCRAS)

The incidence of colorectal cancer across the borough is broadly comparable to England

COLORECTAL CANCER: INCIDENCE BY WARD

Figure 46: Standardised incidence ratio for colorectal cancer, 2011-15



The map opposite illustrates the incidence of colorectal cancer in 2011-15 across Southwark, with darker areas having the highest incidence.

- Our latest information shows that the picture of colorectal cancer incidence is mixed, with patches of low and high incidence across the borough.
- Data for the period shows that no ward in Southwark has an incidence ratio significantly higher, or lower than England.

References

1. Public Health England, Local Health tool. www.localhealth.org.uk

The premature mortality rate from colorectal cancer in Southwark is similar compared to the rate in 2001-03

COLORECTAL CANCER: MORTALITY

The age-standardised premature mortality rate from colorectal cancer in Southwark is statistically similar to the rate in 2001-03.

- There were 66 premature deaths from prostate cancer in Southwark in 2014-16, equating to around 22 per year, up from 44 deaths in 2001-03.
- The premature mortality rate in Southwark has increased by almost a quarter since 2001-03, but remains statistically comparable to rates in England and London.

Figure 47: Age-standardised premature mortality rate for colorectal cancer

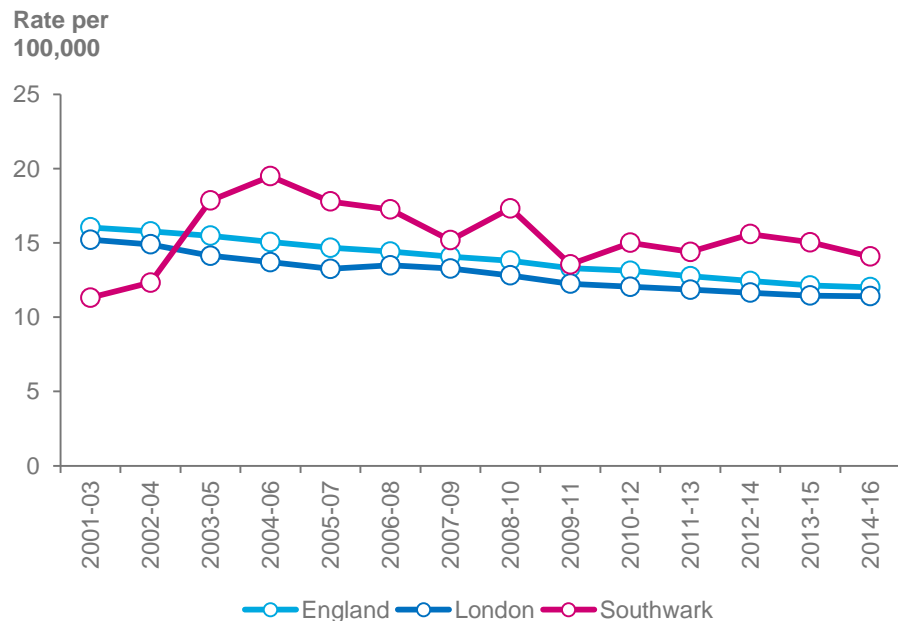
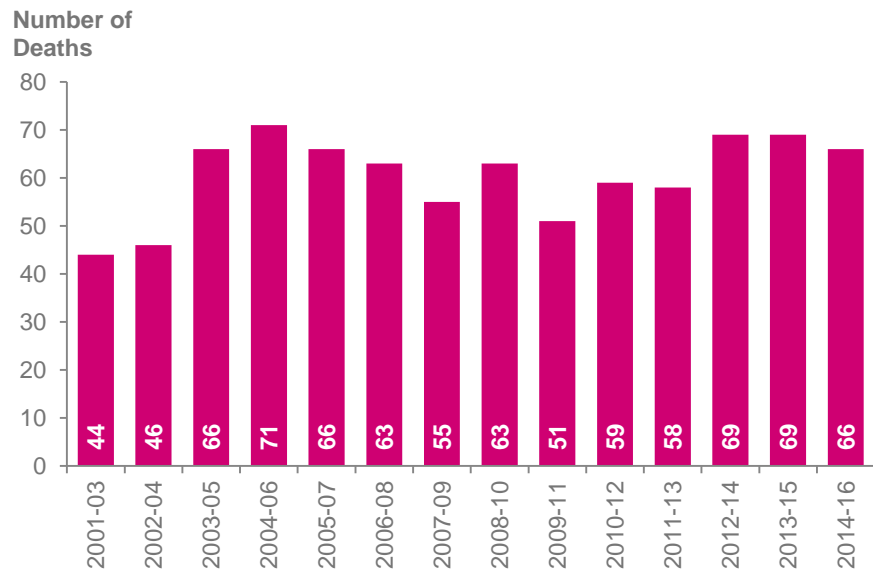


Figure 48: Number of premature deaths from colorectal cancer in Southwark



References

- National Cancer Registration & Analysis Service (NCRAS)

National statistics on cancer highlight particular demographics with a higher incidence

COLORECTAL CANCER: SUMMARY



Colorectal cancer incidence is strongly associated with age. Nationally, 44% all new cases are among those aged 75 and over. Incidence rates rise steeply from the age of 50, peaking among those aged 85-89.



The incidence of colorectal cancer varies greatly by sex, with overall rates declining among males and increasing among females.



The incidence of colorectal cancer is highest among those from a white ethnic background, with rates significantly lower among those from black and asian ethnicities.



There is a small association with deprivation and colorectal cancer among men, while there is no association evident among women. Incidence rates are 13% higher for males living in the most deprived areas compared to the least deprived.



The incidence of colorectal cancer across the borough is broadly comparable to England, with patches of low and high incidence throughout.

References

1. Cancer Research UK. Cancer incidence statistics. www.cancerresearchuk.org/health-professional/cancer-statistics/incidence

CONTENTS

Aims & Objectives

Most common tumour sites

All cancers

Lung cancer

Breast cancer

Prostate cancer

Colorectal cancer

Summary

The incidence of cancers in Southwark has increased since 2001-03, but this change varies across tumour sites

SUMMARY: INCIDENCE

Since 2001-03 there has been a marked increase in the cancer incidence rate in Southwark, though the change has not been uniform.

- There are around 1,000 new cases of cancer diagnosed in Southwark each year.
- The incidence rate has increased by 5.7% since 2001-03, though fallen from the peak in 2012-14, mirroring the national pattern.
- Lung, breast, prostate and colorectal cancers account for more than half of all new cases.
- The incidence of lung and prostate cancers in Southwark is significantly higher than national levels, while rates for breast and colorectal cancers are statistically similar.

Cancer	Average number of cases per year	Age-standardised rate per 100,000	Change since 2001-03	Significant change?	Significance to England
All cancers	1,000	618.0	5.7%	No	Statistically similar
Lung	150	107.3	4.7%	No	Significantly above
Breast*	250	150.6	5.9%	No	Statistically similar
Prostate*	230	201.7	26.4%	Yes	Significantly above
Colorectal	110	72.0	17.3%	No	Statistically similar

Table 1: Summary of cancer incidence in Southwark in 2014-16

References

1. National Cancer Registration & Analysis Service (NCRAS)

* Incidence rates for breast and prostate cancer are monitored over a rolling 5-year period. Figures shown are 2012-16.

The premature mortality rate for cancer in Southwark has decreased significantly, but this change is not uniform

SUMMARY: MORTALITY

Since 2001-03 there has been a significant decrease in the premature cancer mortality rate in Southwark, though this is not apparent in all tumour sites.

- There are around 226 premature cancer deaths in Southwark each year.
- The premature mortality rate for all cancers decreased by over 20% since 2001-03.
- Deaths from lung, breast, prostate and colorectal cancers account for over 40% of all premature cancer deaths, mirroring the national picture.
- Premature mortality rates for lung and breast cancers in Southwark have fallen significantly since 2001-03, and mortality rates for the top four cancers are comparable to England.

Cancer	Average number of deaths per year	Age-standardised rate per 100,000	Change since 2001-03	Significant change?	Significance to England
All cancers	226	150.6	-20.4%	Yes	Significantly above
Lung	52	36.1	-30.6%	Yes	Statistically similar
Breast*	18	19.0	-26.2%	Yes	Statistically similar
Prostate*	7	11.7	-22.3%	No	Statistically similar
Colorectal	22	14.1	+24.4%	No	Statistically similar

Table 2: Summary of premature cancer mortality in Southwark in 2014-16

References

- National Cancer Registration & Analysis Service (NCRAS)

Find out more at
southwark.gov.uk/JSNA

Knowledge & Intelligence
Southwark Public Health

 @lb_southwark  facebook.com/southwarkcouncil