


19 APPENDIX 15: REPORT ON BUILDING FUTURES

**Aylesbury Area Action Plan
Issues and Options stage**

**'Building Futures'
Consultation Report**

December 2007



1. Introduction

The Aylesbury Estate in the London Borough of Southwark is being redeveloped over the next 15-20 years. Southwark Council are drawing up formal guidelines for the development of the area - an Area Action Plan (AAP). The AAP is a key planning document that will show the council's plans for buildings, education, green spaces, transport links and community facilities.

The AAP is being developed in four stages. The baseline study, stage one happened between February 2007 and October 2007. The information gathered identified important issues to be considered when developing the area. The issues were presented with a responsive series of options in a report – the Issues and Options Report, stage two of the AAP.

Consultation on the Issues and Options report ran from 05 October 2007 until 16 November 2007.

As part of the ongoing programme of community engagement the 'Building Futures' consultation was designed to enable local people to engage with, better understand and to have an input into which option they preferred for a series of highlighted issues from the Issues and Options report - without necessarily having to read the entire document.

The full Issues and Options report was available at the Building futures event, as well as the full report and questionnaire being available on the Southwark Council website, in libraries and council offices as well as by request through the post.

The 'Building Futures' consultation is part of an extensive and ongoing consultation process during the AAP development.

Information set out in this report will form part of the project's Statement of Community Involvement (SCI) once the AAP is formally adopted by Southwark Council.

2. Approach to consultation

This consultation targeted the community inside the AAP boundary. This included the 2,759 households on the Aylesbury Estate and over 7,000 residential addresses in the wider area. Additional invitees were users of Burgess Park, market traders and local businesses as well as Southwark Executive Members, Ward Councillors and other officers.

The consultation was promoted through a number of channels.

- Telephone calls (to community groups)
- Website (at www.aylesburyregeneration.org.uk)
- A newsletter to the residents of the Aylesbury Estate
- A newsletter to other stakeholders "Improving your neighbourhood"
- Two advertisements in the local press
- Various posters and flyers in the run up to, and during the event
- Word of mouth: through neighbourhood teams, steering groups, Walworth Community Council and five local tenant and residents associations
- Mini exhibition rickshaws as signposts at key local points during the exhibition

'Building Futures' was a staffed, static exhibition held at Thurlow Lodge Community Hall, over three days from Thursday 18 October until Saturday 20 October 2007.

All elements of the exhibition were staffed by the council, masterplanners Urban Initiatives, local residents (members of the Aylesbury Neighbourhood team) and the Aylesbury NDC.

There were four elements to the exhibition:

i) The exhibition

The exhibition comprised a series of display panels explaining a number of key themes from the Issues and Options Report:

- Connections (Improved Transport)
- Community (Local facilities and sports)
- Public Life (Building Heights and Burgess Park)
- Better Homes (tenure mix)
- Phasing

ii) Special viewings

Local interest and community groups were invited to private and special viewings of the exhibition.

Translation services were offered for all groups where English was not the first language. For groups attending see appendix one.

iii) Family funday

This element was aimed at families by providing children's entertainment, music, food and a free cycle checking station. Promotional rickshaws were stationed at local high profile areas like East Street Market and Burgess Park – to signpost and transport local people to the exhibition.

iv) On site surgery

A second chance to see the exhibition was held on Thursday 01 November from 5-7pm at Thurlow Lodge.

3. Feedback from 'Building Futures' consultation

Over the course of the three days the exhibition was seen by 274 people. The comments and views expressed by people visiting the exhibition largely reflected the views subsequently expressed in the questionnaire.

199 questionnaires were completed and analysed.

The questionnaire sought views on elements of the Issues and Options report. The questions asked were grouped in four categories:

- Better Homes
- Public Life
- Connections
- Community

There was also the opportunity to add additional comments.

3.1 CONNECTIONS

Question: What should be the routing of the Cross River Tram?

Option 1 (Thurlow-Chandler Way)	26% (51/199)
Option 2 (Thurlow-Albany-Wells)	38% (75/199)
Option 3 (Thurlow-Beaconsfield-Wells)	28% (56/199)

Some confusion arose and 6 people (3%) ticked more than one option.

Option 2 & 3 = 4

Option 1 & 3 = 2

11 people (5%) did not answer this question.

Comments

"Must have buildings/flats before trams"

"Route 3 plus better bus routes to serve the centre of the Aylesbury area"

“Option 3 as more people have access to the tram
“None of the above have good bus routes to the city”
“Option 4: Thurlow Street – Albany Road – towards the lake and then across the park using the old roads”
“Use sensors on the traffic lights to ensure that cars are not stopped unnecessarily”
“Cancel the tram route altogether”
“Make sure there are stops in the park”
“Don’t disturb the park. Make busses better”
“Don’t increase traffic pressure on Albany Road”
“Make sure stops have heating inside”
“Routing the tram down Wells Way would allow the possibility of a later spur to Camberwell and Denmark Hill.”

3.2 COMMUNITY

3.2.1

Question1 : Where should local facilities be located in the Aylesbury area?

Option 1 (Dispersing local facilities)	26% (52/199)
Option 2 (Centralising local facilities)	62% (124/199)

23 people (12%) did not answer this question.

Comments

“Could we extend the shopping in the Elephant and Castle to the Aylesbury?”

3.2.2

Question2 : How can opportunities for sports and leisure be improved within the Aylesbury area?

Option 1 (Facilities in the Estate)	24% (48/199)
Option 2 (Facilities in the Park and Estate)	62% (124/199)

25 people (13%) did not answer this question.

2 people (1%) ticked both options.

Comments

“Residential play areas are noisy at night – a late hours enforcement should be incorporated at 9pm”
“Formal sports provision should be provided in Burgess Park; swimming pool and bowling green”
“Make sure groups of youths are prevented from creating trouble as has been the case in the past”
“People won’t mind having to travel a not to meet people”
“Community Halls on the estate to be able to hold social events”
“Should have various facilities for different ages”
“Need nice big enclosed play areas/dog free”

“What about facilities for pensioners?”

“Dog free please”

“Better to allow residents to travel a bit further for better facilities and allow residents a better chance of quiet”

3.3 PUBLIC LIFE

3.3.1

Question 1: How should building heights be distributed through the area?

Option 1 (Medium rise)	27% (53/199)
Option 2 (Range of heights)	27% (54/199)
Option 3 (Taller buildings)	21% (42/199)
Option 4 (Landmark buildings)	15% (30/199)

6 people did not answer this question.

Some confusion arose and 14 people (7%) ticked more than one option.

Option 1 & 2 = 1

Option 1, 2 & 3 = 1

Option 1 & 3 = 3

Option 1 & 4 = 2

Option 2 & 4 = 3

Option 3 & 4 = 4

Comments

“I will appreciate you would allow for a reasonable sized balcony (chosen height option 4)”

“Option 4 provided the right people live there and the tall buildings have good maintenance and security”

“More security to prevent non-residents hanging about in stairwells smoking and drinking”

“High buildings mean more rubbish on people’s balconies”

3.3.2

Question 2: How can Burgess Park be improved to contribute to the creation of a successful neighbourhood?

Respondents were asked to choose option 1 or selection (multiple option) of options 2-5.

Option 1 (minimum intervention)	15
Option 2 (enhance existing)	64
Option 3 (community diversity)	65
Option 4 (healthy living)	83
Option 5 (eco-resource)	74

13 people did not answer this question.

Comments

"Deal with gangs from Aylesbury and Peckham to make the park safer"

"It's a place to relax so not necessary to provide too many facilities"

"Option 6 – a little bit of everything from option 2-5"

"I would not be in favour of improvements of the type carried out in Nursery Row"

"I don't want Burgess Park transformed too much"

"Better lighting in the park"

"Include cafes, maybe on a small scale but, something like Battersea Park would be great"

3.4 BETTER HOMES

Question: What tenure mix should be provided in the Aylesbury area?

Option 1 (Minimum private provision)	28% (56/199)
Option 2 (Medium private provision)	45% (89/199)
Option 3 (Maximum private provision)	16% (33/199)

One person chose options 1&2 (1%).

20 people (10%) did not answer this question.

Comments

"Option 2: providing there is mixing of the standards"

"To increase the benefit to the borough's shortage of affordable homes the total number of homes should be increased to 6,500 – 7,000. This will also increase economic viability.

"Providing more private homes will help elevate the economic profile of residents and minimise the current "ghetto" feel."

"Option 3 will encourage many people to get a job and make a better quality of life for themselves."

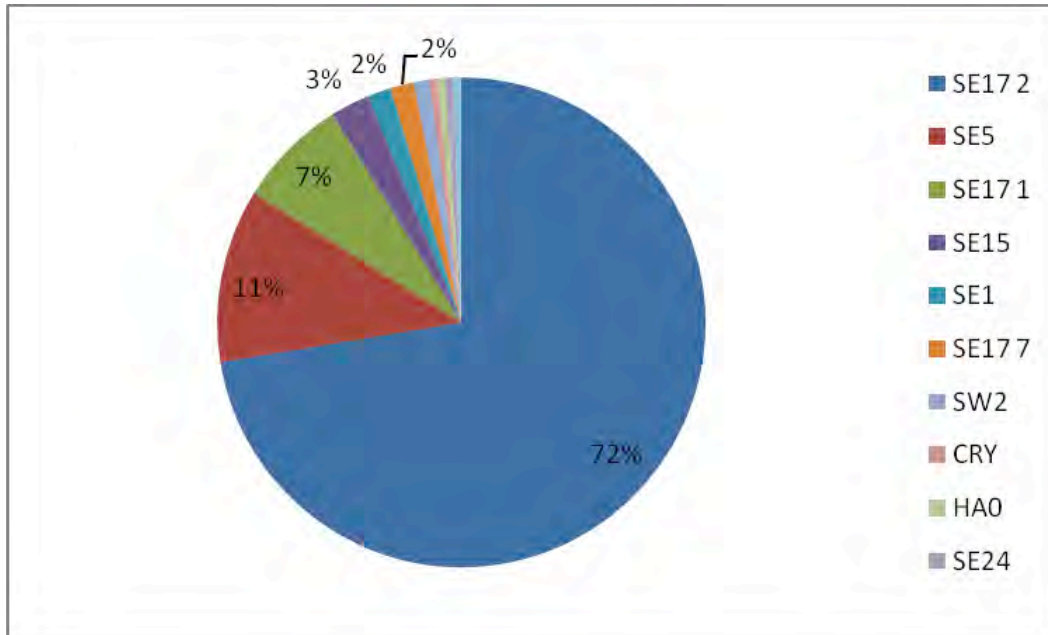
"Thought your principle was to keep as much as possible social rented house for people"

"Maximum number of socially rented homes should be available. Future funding from the council and loans will be available later down the line!"

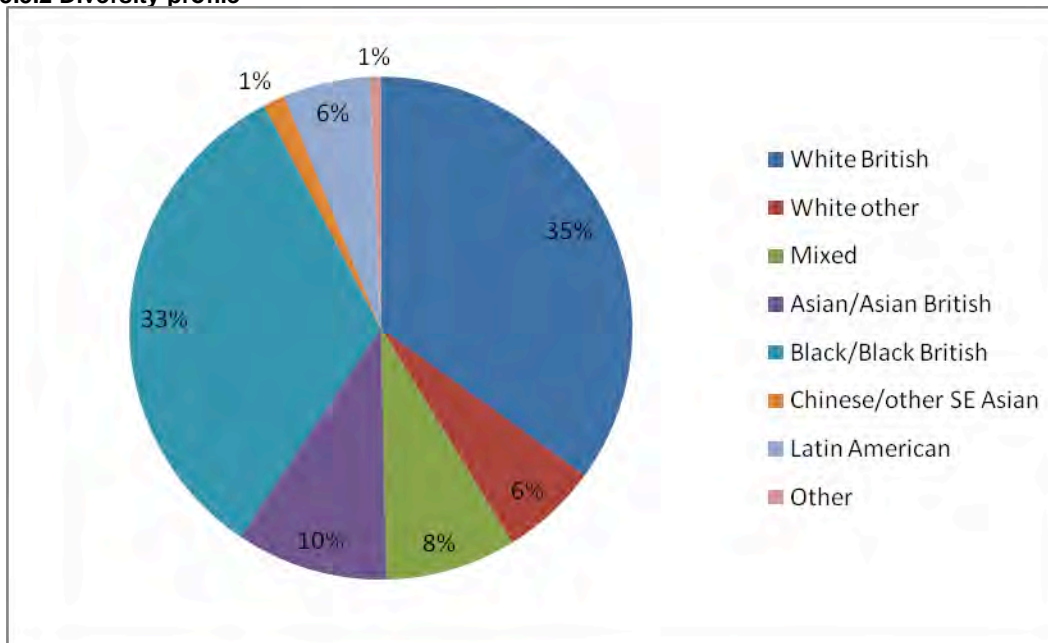
"ASBO/trouble makers should not be allowed back onto the 'estate'"

3.5 ABOUT RESPONDENTS

3.5.1 Where respondents lived – by postcode



3.5.2 Diversity profile



The mix of ethnicities represented is wide and reflects the makeup of the estate. Comparisons with the Aylesbury NDC Ethnic Profile (2006) showed two discrepancies. Please note care should be taken with

discussing discrepancies as ethnic categories are not exactly the same. Additionally 56 people did not fill in this section of the questionnaire which may need to be considered for the future.

NDC Black Caribbean 12% – consultation figure showed 3/143 (2%)

NDC Chinese 4% – consultation figure showed 1/143 (1%).

3.5.3 Additional information

- 43% male
- 57% female

- 27% under 16 year olds
- 6% 16-24 year olds
- 13% 25-36 year olds
- 35% 36-55 year olds
- 19% over 56 years old

4. Conclusions

The consultation process identified the following results.

- There was no preferred route for the Cross River Tram. 38% favoured option 2 along Albany Road, but concern was raised about the traffic pressure on Albany Road.
- 62% of people favoured centralising local facilities.
- 62% of people preferred sports and leisure facilities to be located in mainly in Burgess Park and a few within the new residential areas.
- There was a mixed opinion on how building heights should be distributed through the area. The least favoured option was for landmark buildings 15%. Comments made highlighted the difficulties in understanding (new) tall buildings in terms of security and maintenance.
- The majority of people felt Burgess Park should be improved 92.5%. There were little real alternative suggestions made. The healthy living option was a slight favourite.
- An interactive element of the exhibition asked for additional comments. Many of these were about Burgess Park. A funfair and swimming pool were the most popular suggestions, alongside dog free/ dog walking areas.
- 45% of people preferred the medium private housing provision. Comments made suggested a feeling that a mix of homes will encourage people to have higher aspirations.

The internal objectives set to determine the success of the event were as follows:

- At least 200 questionnaires completed
- Mix of attendees broadly reflects the area's diverse makeup
- At least 10% of attendees from the wider AAP area
- At least 65% of people state yes to the question "Would you say you now know more about what is happening to the Aylesbury area?"
- At least 65% of people say yes to the question "Did you find this exhibition useful?"
- No complaints

- *199 questionnaires were analysed*
- *There was a broad mix in terms of ethnicity, age and sex of attendees*
- *11% of attendees came from the wider AAP area*
- *77% of people said they now knew more about what is happening to the Aylesbury area*
- *85% of people found the exhibition useful*
- *There was one formal complaint via email.*

Concerns

The main concern voiced at the exhibition was about timetables and the lack of any 'definitive' phasing plan. Residents of the Aylesbury have lived in doubt, with other projects failing to deliver. Care must be taken to ensure this need is met at the next exhibition, as was promised this time.

"I don't know if I should replace my carpet or not?"

"I am worried about choosing schools in the next few years"

"I need to remortgage but my bank won't let me because of the regeneration"

Maintaining momentum

It will be vital to ensure that the momentum is maintained, and the project is kept in the forefront of people's minds during the next four months as the preferred options are worked up.

It is recommended that in order to maintain the project profile; results of the Building Futures exhibition are fed back to local stakeholders via an updated website, newsletters and local media coverage.

Further media coverage could be attained through other elements of the project; the Amersham Centre redevelopment, the housing association procurement in the new year, and various other stories could be generated based around the release of new architectural images.

APPENDIX 1

List of Community Groups who attended special viewings of the Building Futures Exhibition

18th October (3-7pm):

1. Aylesbury Turkish Women's Group
2. Latin American Multi-Cultural Group

19th October (3-7pm):

3. Southwark Cyprus Turkish Group
4. Southwark Pensioners Group
5. Latin American Art Group
6. Aylesbury Day Care Centre (people with special needs)
7. Aylesbury Bengali Group
8. Community for Park & Open Spaces
9. Willowbrook Centre

1st November (Site Surgery between 5 – 7pm)

10. Southwark Refugee Communities Forum
11. Aylesbury Every Women's Group

15th November (at 10:30am)

12. Aylesbury Somali Women's Group
13. Latin American Multi-Cultural Group

**20 APPENDIX 16: REPORT ON AYLESBURY FUTURE
ROADSHOW**

Aylesbury Area Action Plan Preferred Options Stage

‘Aylesbury Future Roadshow’ Consultation Report

July 2008



Contents

Executive Summary	1
1. Introduction	5
2. Approach to Consultation	6
2.1 The Purpose of the Consultation	6
2.2 The Elements of the Consultation	6
2.3 The Participants	7
2.4 Engagement Techniques Used	8
3. Analysis of Responses	10
3.1 Question Responses	10
3.2 Specific Groups	21
3.3 Profile of Respondents	21
4. Conclusion	24
5. Consultation Review	26
5.1 Purpose	26
5.2 Effectiveness	26
5.3 Event Design	26
Appendix A:	27
Maps of Showing the AAP and Location of the Venues	27
Appendix B:	29
List of Community Group and Local Schools Who Attended the Exhibition	29
Appendix C: Analysis of All Responses	30
Appendix D: Feedback from ‘Aylesbury Young People Day’	31
Appendix E: Feedback from ‘Family Fun Day’	33
Appendix F: Feedback from Walworth Academy Visit	35
Appendix G:	38
Comparison of Results from Aylesbury Residents and Non-Aylesbury Residents	38
Appendix H: The Aylesbury Future Roadshow Questionnaire	41

Figures

I. Residency of Respondents	17
II. Age Distribution of Respondents	17
III. Ethnicity of Respondents	18
IV. Age Profile of Responses on Young Peoples Day	26
V. Analysis of Responses on Young Peoples Day	28
VI. Age Profile of Responses on Family Fun Day	29
VII. Analysis of Responses on Family Fun Day	30
VIII. Age Profile of Responses on Walworth Academy Visit	31
IX. Analysis of Responses on Walworth Academy Visit	32
X. Analysis of Responses – Aylesbury Residents and Non-Aylesbury Residents	34

Executive Summary

The results clearly show overall support for the Preferred Options presented at the 'Aylesbury Future Roadshow' exhibition, with more than three quarters of respondents (78%) agreeing that the proposals represent the best way forward for the redevelopment of the estate.

77% of respondents supported Southwark Council's decision to make the timetable for the redevelopment programme shorter.

Every preferred option presented had over 64% support and 13 of the 18 questions generated over 80% support.

Comments:

- *'Very exciting proposal – has to be an excellent way forward for the area – to make it a sustainable, safe area for residents in the community.'*
- *'I believe that development plans will help build a better community and hopefully cut down on crime...I look forward to the changes.'*
- *'It is really a massive improvement for the community.'*
- *'Yes, it is a good idea because I like the fact that they're improving the estate.'*
- *'Having new transport system and new building in community is good ideal.'*
- *'Yes, it's a fantastic move. It's especially for the present generation growing.'*

Summary Introduction

The Aylesbury Estate in the London Borough of Southwark will be undergoing regeneration over the next 15 years. This will comprise new homes and a transformation of the physical appearance of the estate, in conjunction with the enhancement of transport, green space (including Burgess Park), healthcare, education and community facilities.

An Area Action Plan (AAP), which is a planning document, is being prepared in four stages to provide comprehensive guidance for the redevelopment. A substantial programme of consultation with local stakeholders is being carried out through all stages to ensure that the views of local people, businesses and Aylesbury residents are taken into account during the AAP preparation.

This report is based on a consultation, the 'Aylesbury Future Roadshow', undertaken between 18 April 2008 and 29 May 2008, part of stage three, 'Preferred Options', of the AAP process.

The consultation had four key purposes:

- Identification of the community's view on the 'Preferred Options'
- Reporting how the plan had progressed since consultation at the previous 'Issues and Options' stage
- Increasing awareness of the AAP and its process with local stakeholders
- Encouraging community input and participation in the AAP development

Approach to Consultation

A public exhibition in the style of a roadshow travelled to eight venues located within the AAP boundary.

The Roadshow essentially contained five major elements:

1. A Young People's Day prioritising youth involvement (those under 16 and young people aged between 16-24 years)
2. A Family Fun Day engaging Aylesbury residents and their families
3. Several mobile exhibitions taking the plans to the people of the Aylesbury Estate and the wider AAP area
4. Special viewings for community groups and ethnic minorities
5. Special viewings for local schools

A questionnaire to gauge participants' responses to the preferred options for redevelopment was conducted. It contained 18 questions with 'yes' or 'no' options and space to write individual comments.

Summary of Responses

A total of 445 people recorded their attendance at the exhibitions, though actual visitor numbers were higher. 305 individuals completed questionnaires.

There was overall support for the Preferred Options presented at the Roadshow, with more than three quarters of respondents (78%) believing the plans represent the best way forward for the estate.

77% of respondents supported Southwark Council's decision to make the timetable for the redevelopment programme shorter.

Every preferred option presented had over 64% support and 13 out of 18 questions generated over 80% support.

Separate analysis of the results from individual elements of the consultation was undertaken, to check for any discrepancies. It was found that, in general, the support given to the preferred options presented was similar regardless of age (Young People's Day and Walworth Academy visit) or residency (Aylesbury and Non-Aylesbury). Results from the Family Fun Day were generally slightly more positive in favour of the preferred options than the overall picture.

The main findings on the different proposals are as follows:

New Homes

- 74% agreed with the mix of tenures; 15% did not agree. Desire for more socially-rented housing was evident in some comments. 11% did not answer.
- 83% thought the entire estate should be demolished, 12% disagreed. A few comments suggested keeping the red brick buildings or refurbishment of the grey concrete blocks. 5% gave no answer.
- Creating sustainable communities, concentrating homes around parks, green spaces and shops/transport, and creating a mixed neighbourhood received substantial support (over 90%).

Buildings and Open Spaces

- 71% supported the proposed building heights, though 16% did not. There was some dislike of tall buildings. 13% did not answer.
- 84% agreed with the allocation of play areas, but 10% disagreed. Though 90% supported Burgess Park improvements, comments highlighted the need for a range of play areas within the estate, not just Burgess Park, as they felt these would be better overlooked, safer and more likely to be used.
- 'Green fingers' were supported by 87%. 7% disagreed, whilst 6% gave no answer.

Connections

- There was substantial support (90%) for creating safe, traffic calmed streets and public transport improvements.
- A majority of respondents (65%) agreed with the parking space provision, but 26% were opposed. Many comments indicated all residents should have car parking spaces or were unhappy with prioritisation of larger families. 9% of respondents left the question blank.

Community

- **There was widespread support (90%) for training and employment opportunities and the 'hubs' were supported by 85%.**

Consultation Review

The consultation was organised in a convenient and informal manner by arranging a series of targeted events as well as a roadshow. It was also staffed by trained community volunteers, which made the event more approachable for community members.

The overall success of the consultation can be determined by a number of factors:

- 445 individuals recorded attendance and 305 questionnaires were completed, building on the success of the previous 'Building Futures' consultation.
- 78% of respondents agreed the 'Preferred Options' represent the best way forward for the redevelopment of the estate.

- 32% of respondents were non-Aylesbury residents, indicating engagement with wider impacted communities.
- Participation rates among young people aged 16- 24 years were up by 5% since the 'Building Futures' consultation.
- Mix of respondents broadly reflects the area's diverse makeup.
- Strong engagement with local schools.
- Engagement with diverse local community groups through targeted initiatives.

Although this event had a specific questionnaire as its main output, there was much discussion and dialogue around the exhibition. This provided alternative information channels between parties. The static model also functioned very well as a focus and discussion point with attendees.



1. Introduction

The Aylesbury Estate in the London Borough of Southwark will be undergoing significant change over the next 15 years. The redevelopment will comprise of new homes and a transformation of the physical appearance on the estate, in conjunction with the enhancement of transport, green space (including Burgess Park), healthcare, education and community facilities.

Southwark Council is preparing a key planning document - the Area Action Plan (AAP) - in four stages to provide comprehensive guidance for the redevelopment framework. The AAP covers the area bounded by the Old Kent Road, Walworth Road, Burgess Park and north Peckham (see Appendix A1). A substantial programme of consultation with local stakeholders is being carried out through all stages, to ensure the community involvement elements within the AAP preparation.

The first stage, a Baseline Study, gathered information about the estate and identified the issues important to the AAP. Subsequently, a series of options were proposed outlining how a better neighbourhood could be developed. The resulting 'Issues and Options Report' formed stage two of the AAP.

A consultation, 'Building Futures', was conducted between 5 October 2007 and 16 November 2007, ascertaining the preferences between the options presented in the 'Issues and Options' report.

The current stage three, 'Preferred Options', aims to integrate local people's opinions into the presentation of the preferred options – in order to work up a finalised masterplan for the redevelopment of the estate.

This report outlines the findings based on the consultation on 'Preferred Options', the 'Aylesbury Future Roadshow', undertaken between 18 April 2008 and 29 May 2008.

2. Approach to Consultation

2.1 The Purpose of the Consultation

The 'Aylesbury Future Roadshow' was a part of the on-going AAP consultation programme. This aimed to present the preferred options for redeveloping the area to the public. The options had been formulated by previous consultations, where the public expressed their views, and experts' (planners) input to the preparation of the AAP. The strategic objective of the consultation was to allow the public to comment on the plans. A range of initiatives was engaged to promote attendance from diverse communities and all age groups in the Aylesbury area, the 2,759 households on the Estate and over 7,000 habitants in the wider AAP area.

The Roadshow was organised as a public exhibition travelled at eight venues located within the AAP boundary. Three of these were outside the Aylesbury estate to engage responses from the wider area impacted by the regeneration. The map showing the location of the venues is attached in Appendix A2.

Responding to the concerns raised at the 'Building Futures' exhibition that participation rates were lower among young people, an Aylesbury Young People's Day was designed to offer young people an opportunity to see the plans and voice their opinions.

2.2 The Elements of the Consultation

The consultation activities contained five major elements:

- 1) Young People's Day – 18 April, at site of the former Youth Club

The youth day presented the redevelopment options and provided a variety of fun activities including football competitions, free massage, a reaction wall, music, free food, cycle surgery and a smoothie maker powered by riding a bike.



- 2) Family Fun Day – 19 April, at Thurlow Lodge Community Hall

The plans for the redevelopment were displayed on a Saturday to attract local residents and their families. As well as the entertainment activities offered on the youth day, promotional rickshaws were stationed at local high-profile areas such as East Street Market and Burgess Park to signpost and transport local people to the exhibition.

Information about the redevelopment of Burgess Park and Michael Faraday School was also on display at the exhibition.



3) Mobile Exhibitions

The exhibition toured around the AAP area over several days:

- Portakabins: Monday, 21 April, 4pm – 8pm
Tuesday, 22 April, 11am – 4pm
- Bradeham Office: Wednesday, 23 April, 3pm – 7pm
- Michael Faraday School Hall: Thursday, 24 April, 3pm – 7pm
- Inspire (St Peter's Church): Friday, 25 April, 3pm – 7pm
- The All Saints Church Hall: Wednesday, 30 April, 3pm – 8pm

The venues selected are well known throughout the AAP area and a range of public opening hours was provided to reinforce accessibility for target participants.



4) Special Viewing for Community Group

Community groups were invited for private viewings of the exhibition, particularly those expected to be less-confident of attending the event despite their awareness. A translation service was offered for all groups where English was not their first language. For groups attending see Appendix B.

5) Special Viewings for Local Schools

In recognition of the importance of local schools' participation within the regeneration programme, special viewings were arranged for pupils and teachers of Surrey Square and Michael Faraday schools to see the exhibition and express their views (Appendix B). A separate exhibition was held at Walworth Academy on 21 May, offering local students an opportunity to see the plans.

2.3 The Participants

The participants that were targeted included:

1. People living and/or working in the AAP area
2. Local businesses operating on the estate (East Street Traders, corner shop owners etc.)

3. Community groups operating on the estate (see Appendix B)
4. Local agencies (Elephant Jobs, Aylesbury Healthy Living Network, etc.)
5. Wider public/ non-estate residents in the AAP area and others with an interest in the regeneration of the area
6. Southwark Council key stakeholders and staff working in the area

445 visitors were recorded at the Roadshow, though actual attendance was probably higher and 305 questionnaires were completed.

The exhibition was staffed by Southwark Council, Urban Initiatives (masterplanners), Quatro (consultation experts), local residents (members of the Aylesbury Neighbourhood Team), housing officers, and the Aylesbury New Deal for Communities (ANDC).

2.4 Engagement Techniques Used

2.4.1 At the events:

1. Static display panels to explain the preferred options
2. 3D model to visualize the Aylesbury redevelopment
3. A0-sized artists' impressions of the new development
4. An opportunity to discuss the options face to face with the master planners and council officers
5. A questionnaire used to obtain the views of participants
6. Activities for children and young people
7. Exhibition rickshaws as signposts and green transportation to key local points during Family Fun Day

2.4.2 To advertise the events:

1. Posters distributed across the estate and in the AAP area
2. Two separate flyers sent to 2,759 homes on the Aylesbury Estate and key locations in the area, e.g. libraries, community centres, shops and on car bonnets
3. Advertisement in the Aylesbury regeneration news, sent to 2,759 homes on the estate
4. Flyer sent to 6,200 homes/businesses in the AAP area (excluding the estate)
5. Two advertisements in the South London Press, one in Southwark News
6. Website (www.aylesburyregeneration.org.uk)
7. The 'Preferred Options' report and previous consultation reports published electronically on Southwark Council's website
8. The 'Preferred Options' report was also made available at local libraries, council offices and by request through the post
9. Meetings with specific interest groups (Neighbourhood Teams, Steering Groups) and visits to local community groups
10. Telephone calls and invitations to community groups and local schools

2.4.3 Supplementary projects to promote the event

- Youth Presentation in 14 March 2008 raising the awareness of the youth day and helping young people to understand the content of the AAP. A youth film project 'I am Aylesbury' was also screened at the event
- School Art Project asking local school pupils to answer the question 'where do I live?' by drawing or writing; the winners' work was displayed in the exhibition to encourage parents' attendance
- A Coffee and Cake Afternoon engaging elderly people by providing refreshments before attending the exhibition held at the Inspire Centre

2.4.4 Questionnaire

The questionnaire (see Appendix H) had 18 questions in total, categorised into six themes:

- New Homes
- Buildings and Open Spaces
- Connections
- Community
- A Timetable for Moving
- Your Overall View

Each question was given 'Yes' or 'No' options and space was provided for additional comments on each theme. The questionnaire had an ethnic monitoring form attached.

3. Analysis of Responses

The analysis aims to identify residents' preferences on those questions outlined in the questionnaire.

305 questionnaires were completed and analysed. 149 people made written comments, most of which were suggestions for the development of the plans or highlighted issues important to the respondent. Quotes selected within the section reflect the range of comments provided.

3.1 Question Responses

New Homes

Question 1: We want to create a mixed neighbourhood by providing a range of different types of homes in various sizes with the emphasis on providing more family homes. Do you agree?

	<i>Number of responses</i>	<i>Percentage (%)</i>
Yes	275	90
No	15	5
No answer	15	5

Comments

'The house types enable different people to fit in'

'I like the proposed changes and designs but make sure that the new buildings are spacious'

'We would like them to build low blocks of flats for OAPs only with gardens or patio with good size rooms and own central heating'

'They should make more 4-5 bedroom houses for larger families'

'More studio and 1-Bed properties to reflect current demographics – massive increase in number of 1-person households in the UK'

Question 2: Do you think homes should be concentrated around parks, green spaces and areas with good transport and shops?

	<i>Number of responses</i>	<i>Percentage (%)</i>
Yes	275	90
No	15	5
No answer	15	5

No comments were made

Question 3: Do you agree with the mix of tenures?

	<i>Number of responses</i>	<i>Percentage (%)</i>
Yes	225	74
No	45	15
No answer	35	11

Comments

'Yes – because it might / will create non-discrimination between both parties (i.e. private and council / housing association tenants)'

'As long as this provides family homes at affordable prices'

'As long as people already in social housing do not lose opportunity to come back to live in improved area'

'34% Social Rented Housing seems very small. Should be at least 50%'

Question 4: In order to meet all our objectives, including highly sustainable homes and a great network of streets and open spaces, our preferred approach is to demolish and rebuild all the homes on the estate, including homes in the low rise and red brick buildings. Do you agree?

	<i>Number of responses</i>	<i>Percentage (%)</i>
Yes	254	83
No	37	12
No answer	14	5

Comments

'This Estate should be gone as soon as possible'

'I believe that the idea of new homes is great and better for our environment'

'The small estates that are not part of the project should have a face lift to fit in with the new project, making everything look brand new'

'It would be a shame to demolish the red-brick houses they are the best on the estate'

'Low rise of red brick building should be refurbished to save money to demolish those buildings in high rise'

Question 5: We are creating a sustainable community with energy saving, reduced consumption, and increased recycling. Do you agree?

	<i>Number of responses</i>	<i>Percentage (%)</i>
Yes	277	91
No	15	5
No answer	13	4

Comments

'Anything that makes homes/communities more energy efficient / environmentally friendly'

'Each home should include a small closed storage place for bicycles etc'

'Will there be adequate facilities i.e. bin to allow recycling without the unsightly collection of bags outside doors?'

'Please install solar panel for heating and lighting along with wind for electric'

Question 6: Do you think there should be a balance of private open space, communal gardens and public open space with good space standards for gardens and balconies?

	<i>Number of responses</i>	<i>Percentage (%)</i>
Yes	271	89
No	22	7
No answer	12	4

Comments

'I think the open spaces are a good idea and would like to see a mix of open spaces in each area'

'Balconies for all homes'

'The homes definitely need a sense of community so communal gardens for BBQs, facilities, events etc'

'I have some concerns about the gardens contained within housing blocks – will they be accessible to adults and children not living in the blocks or will they become effectively private gardens?'

Question 7: We want to have high quality standards for all new homes which set out minimum floor space, designing homes to be secure and to meet the lifetime needs of residents etc. Do you agree?

	<i>Number of responses</i>	<i>Percentage (%)</i>
Yes	272	89
No	19	6
No answer	14	5

Comments

'About the new home plan, everything is good'

'You must ensure the space provided can accommodate current furniture size and kitchens appliances'

'Keep existing space standards'

'I am concerned that the new houses will not be as large as my current house or big enough for families'

Buildings and Open Spaces

Question 8: Do you agree with the building heights we have proposed across the area?

	Number of responses	Percentage (%)
Yes	216	71
No	49	16
No answer	40	13

Comments

'There is potential for increasing density and heights for buildings to increase the value of the scheme to support the standards also this will increase social rented homes'

'Heights of buildings facing Burgess Park need to be sensitive to the open space'

'I am concerned about the height of the blocks down Thurlow Street, would like to see more of a mix'

'Too many buildings over 4 storeys; difficulties with isolation of community with such buildings for homes will remain'

'I would prefer lower density so fewer tall blocks – am not convinced such a high increase in density will work in attracting families'

Question 9: Do you think play areas for young children should be close to homes and structured play areas for ball games and other activities should be in Burgess Park and other larger green spaces?

	Number of responses	Percentage (%)
Yes	255	84
No	31	10
No answer	19	6

Comments

'Both are essential. If density is increasing more open space and facilities will be needed proportionately'

'I would like more play areas to be close to our homes so we can keep an eye on the children'

'Don't see why all ball game areas have to go to Burgess Park – will be less used'

'The area must have sufficient play accessories such as swings, hide huts and be well secured'

Question 10: Do you like the idea of creating 'green fingers' – extensions of Burgess Park – into the new area so more people can live by and look out at green space?

	Number of responses	Percentage (%)
Yes	264	87
No	20	7
No answer	21	7

Comments

'Like the idea of green corridors and safe routes to schools'

'If there were more open spaces it will have great effect on families, children need space to run and play'

'I like the idea of Green Fingers but need more clarification about traffic management, for them to be pedestrian and children friendly'

'I am concerned as to how the 'green fingers' would work in/with the local community. Is it not better to create more green spaces linked by clear safe walkways?'

Question 11: Do you support improvements to Burgess Park?

	<i>Number of responses</i>	<i>Percentage (%)</i>
Yes	276	90
No	8	3
No answer	21	7

Comments

'Really like the ideas for Burgess Park'

'More facilities for young people at Burgess Park'

'Play areas for young children and also most importantly for elderly including parents and adults'

'There should be more security in Burgess Park e.g. park rangers'

'There should be plenty of dog access to Burgess Park'

'I would like to see water sports available'

'It is good to increase the usage of the park but I feel it will become too busy, less connected to nature'

Question 12: Do you think we should focus on creating safe and traffic calmed attractive streets for walking and cycling?

	<i>Number of responses</i>	<i>Percentage (%)</i>
Yes	277	91
No	11	4
No answer	17	6

Comments

'We support more safer [sic] routes for walking and cycling'

'Traffic management (i.e. parking and traffic calming) will be important in creating successful streets for pedestrians and cyclists and creating 'Green Fingers'

'More lighting, clear paths for walking or cycling through'

'As long as traffic moved from these 'traffic calmed attractive streets' are [sic] not funnelled into other streets that are quiet now'

Question 13: Do you agree we need to support public transport improvements, including the Cross River Tram and improved bus services?

	Number of responses	Percentage (%)
Yes	273	90
No	16	5
No answer	16	5

Comments

'Good idea to have new transport system'

'Strongly approve of tram as this would be a great way for local people to travel to other areas for work / leisure etc'

'Transportation within Aylesbury must be improved to increase the numbers of buses running'

A possible train station nearby would be ideal, as all forms of public transport around here are buses'

'The cross river tram system should be dropped! – improve bus services'

Question 14: Parking spaces will be limited, but prioritised for larger families and those with special needs. Do you feel this is the right approach?

	Number of responses	Percentage (%)
Yes	197	65
No	79	26
No answer	29	10

Comments

'Good provision of 'car clubs' / shared car services could be helpful if parking is restricted'

'I would like to see the allocation of parking spaces based upon special needs and the CO² emission rating... not just for larger families. This would encourage 'Green' use'

'You should consider security controlled underground parking'

'I don't feel larger families should get priority over other families or singles/couples'

'If 55% are to be private homes they will inevitably be far more difficult to sell without parking'

'No need for private cars here. No residential parking except for disabled'

Community

Question 15: Do you think the intention to train and employ local people to work on the redevelopment is a good idea?

	Number of responses	Percentage (%)
Yes	274	90
No	9	3
No answer	22	7

Comments

'Long-term employment for local people should be encouraged and sustainable as to create a vibrant society and community'

'Crucial that local people employed and engaged'

'More opportunities for young people including jobs'

'Of course – but the local community needs to be told of these courses and jobs'

Question 16: Do you think the 'hubs' – where shops, schools and healthcare are all near to each other can help support a vibrant and successful place?

	Number of responses	Percentage (%)
Yes	259	85
No	15	5
No answer	31	10

Comments

'An excellent idea'

'People like to get supplies / assistance in village style communities and this should help ensure people feel part of a community and respect the area more'

'Families can travel less and we might drive less if all are within walking distance'

'The shops should also be close for old people and disabled people'

'But depends on the quality of the shops and their usefulness'

'The hubs need open spaces and cafes and seating if you want to make them vibrant and successful'.

A Timetable for Moving

Question 17: We are currently re-working the timetable for the redevelopment to try and make it shorter, so you can move sooner. Do you agree with this approach?

	Number of responses	Percentage (%)
Yes	235	77
No	29	10
No answer	41	13

Comments

'Hurry up!'

'It is essential to speed up the redevelopment'

'I think you should plan quicker, I would like to see things happen in my lifetime'

'As soon as possible as long as it is not bodged'

'As long as re-working the time table doesn't result in cutting corners, taking short cuts'

'Get it right - don't rush it'

Your Overall View

Question 18: On the whole do you think the plans presented for the redevelopment of the estate are the best way forward?

	<i>Number of responses</i>	<i>Percentage (%)</i>
Yes	238	78
No	27	9
No answer	40	13

Comments

'Yes I feel it is the best way forward because it will improve the Aylesbury estate'

'Very exciting proposal – has to be an excellent way forward for the area – to make it a sustainable, safe area for residents in the community'

'It is really a massive improvement for the community'

'As long as you keep the communities involved'

'I'm not sure I agree with the increased density the changes... I believe that redevelopment is the way forward, but as a resident I'm unsure what the impact on me will be'

3.2 Specific Groups

Separate analysis of the results from Young Peoples Day, Family Fun Day, and Walworth Academy and for Aylesbury residents and non-Aylesbury residents was undertaken, to check for any discrepancies. Each individual element showed very similar trends to the overall picture stated in Section 3.1, regardless age or residency. These findings are detailed and discussed within Appendices D-G.

3.3 Profile of Respondents

3.3.1 Where respondents live

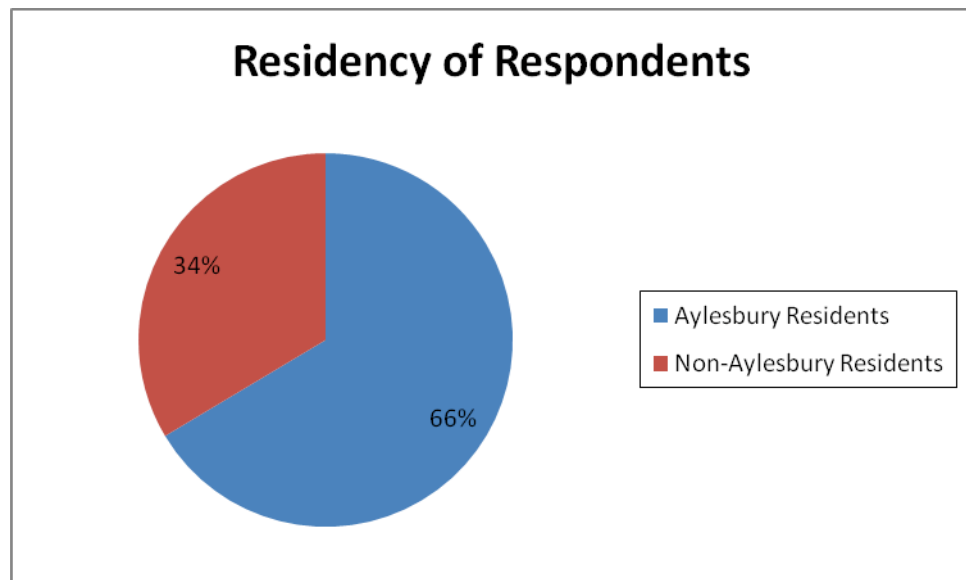


Figure I: Residency of Respondents

Figure I. shows that 66% of questionnaires were filled in by Aylesbury Residents. 32% of respondents did not live on the estate, indicating engagement with wider impacted communities. 10 individuals did not state where they live.

3.3.2 Age

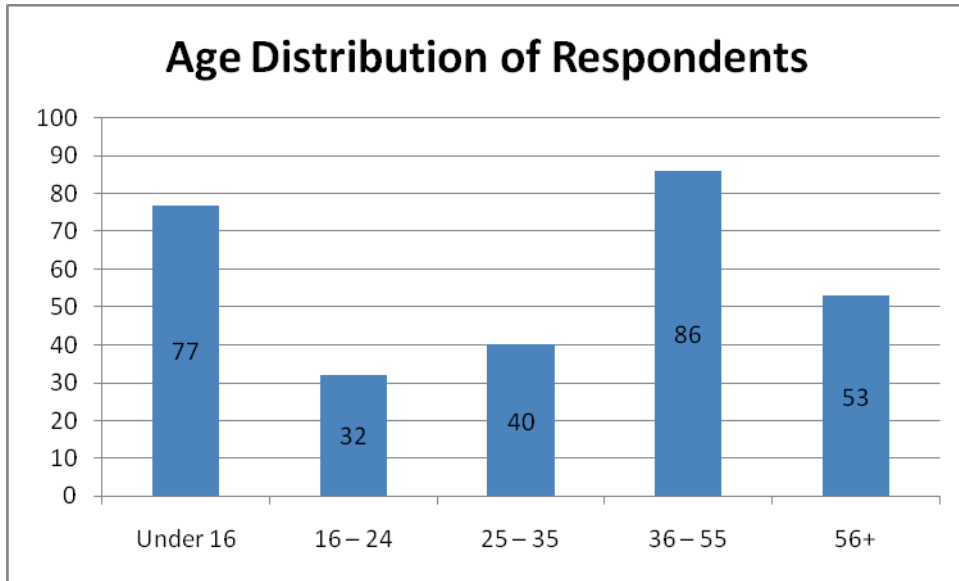


Figure II: Age Distribution of Respondents

Responding to previous consultations, one of the priorities of the 'Aylesbury Future Roadshow' was to engage with young people. Comparing those who stated their age to the 2001 Census profile and 'Building Futures' exhibition indicated a significant improvement in responses from this group. 17 people did not answer this question.

Age	Aylesbury Census 2001	'Building Futures' 2007	'Future Roadshow' 2008
Under 16	28%	27%	27%
16-24	13%	6%	11%

3.3.3 Diversity Profile

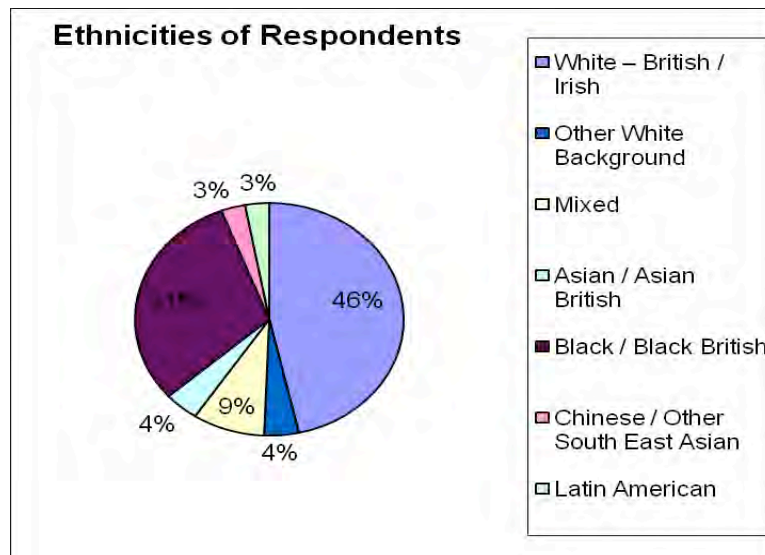


Figure III: Ethnicities of Respondents

The questionnaire was filled in by a wide mix of ethnic groups, reflecting the diverse makeup of the estate. 64/305 people did not answer this question. Comparison with the Aylesbury NDC Ethnic Profile (2006) indicated:

- NDC Black Caribbean 12% - consultation showed (24/241) – 10%

This is a substantial improvement from the 'Building Futures' consultation (2%)

- NDC Chinese 4% - consultation showed (2/241) – 1%
This is the same as the 'Building Futures' consultation
- NDC Black African – 30% - consultation showed (35/251) – 21%
- NDC Bangladeshi – 4% - consultation showed (9/241) – 4%

4. Conclusion

These results clearly show overall support for the 'Preferred Options' displayed in the 'Aylesbury Future Roadshow'. 78% of respondents believed the plans represent the best way forward. All the questions had over 64% Yes responses and 13 out of 18 questions generated over 80% support.

Many positive comments were also given about the redevelopment. Only 6/305 were strongly opposed towards the regeneration plans in their remarks. Most comments were suggestions for the development of the plans or highlighted issues important to the respondent. Themes such as safety, providing facilities and activities for young people, and re-housing were mentioned by several people.

77% were in favour of re-working the timetable for redevelopment. Concerns were raised that speeding up the process might equate to rushing and short cuts.

The results highlighted a number of additional issues.

New Homes

- 74% agreed with the mix of tenures, 15% did not agree. Lack of council housing and desire for greater proportion of socially rented housing were indicated in comments. 11% did not answer.
- 83% thought the entire estate should be demolished, 12% disagreed. A few comments suggested keeping the red brick buildings or refurbishment of grey concrete blocks. 5% left the question blank.
- Creating sustainable communities, concentrating homes around parks, green spaces and shops/transport and creating a mixed neighbourhood received substantial support (over 90%).
- 5 people asked for specific provision of homes for elderly people.

Buildings and Open Spaces

- 71% supported the proposed building heights, 16% did not. 17/22 people who wrote comments, expressed dislike of tall buildings. 13%, a relatively high proportion, gave no answer.
- 84% agreed with the allocation of play areas, but 10% indicated concern. Though 90% supported Burgess Park improvements, comments highlighted the need for play areas, including structured games facilities within the estate, not just Burgess Park, as they would be overlooked, safer and more likely to be used.
- 'Green fingers' were supported by 87%, though there was some confusion over their definition and implications. 7% disagreed, while 6% gave no answer.

Connections

- There was substantial support (90%) for creating safe, traffic calmed streets and public transport improvements. Comments about the Cross River Tram showed both support and opposition to the plans.
- A majority of respondents (65%) agreed with the parking space provision, but 26% opposed. 36/46 comments about parking wanted all or more residents to have parking access or were unhappy with the prioritisation of spaces for larger families. The need for visitor spaces was also indicated. 6 comments supported restricted parking, some citing environmental and safety reasons. 10% did not answer.

Community

- There was widespread support (90%) for training and employment opportunities. Several comments highlighted the benefit to young people.
- The hubs were supported by 85%.

5. Consultation Review

5.1 Purpose

The event had four key purposes:

- Identification of the communities' views on the 'Preferred Options'
- Reporting progression of the plan since the previous 'Issues and Options' consultation
- Increasing awareness of the AAP and its process with local stakeholders
- Encouraging community input and participation in the AAP development

5.2 Effectiveness

5.2.1 Identification of the Preferred Options

78% of respondents agreed the proposals represented the best way forward for the redevelopment of the estate, and each question generated support from the majority of respondents.

5.2.2 Turn-out

Another factor determining the effectiveness of the consultation was the high turn-out. 445 people recorded their attendance at the events with 305 questionnaires completed. This demonstrates a growing interest of the AAP within the community.

5.2.3 Additional Factors

Additional factors determining the success of the consultation are identified by:

- 34% of attendees came from outside the estate, indicating engagement with wider impacted communities
- Participation rates increased from 6% to 11% among young people aged 16- 24 years due to targeted initiatives
- The mix of attendees broadly reflects the area's diverse ethnic makeup
- Strong engagement with local schools
- Improved engagement with local community groups

Although this event had a specific questionnaire as its main output, there was a lot of discussion and dialogue around the exhibition. This provided alternative information channels between parties.

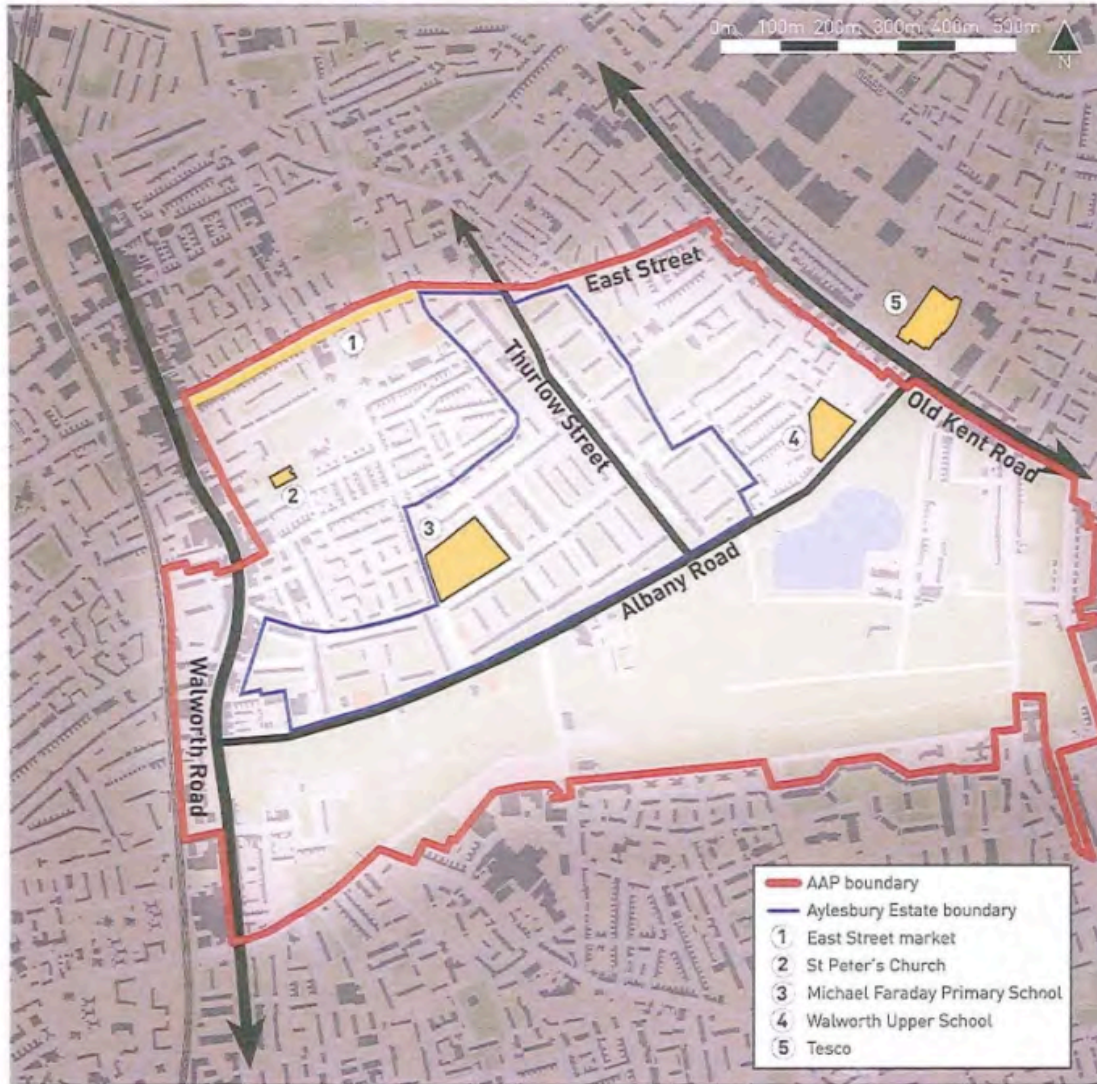
5.3 Event Design

The consultation was organised in a convenient and informal manner by arranging a series of targeted events as well as a roadshow, which had a positive impact on its effectiveness. It was also staffed by trained community volunteers, which made the event more approachable for community members.

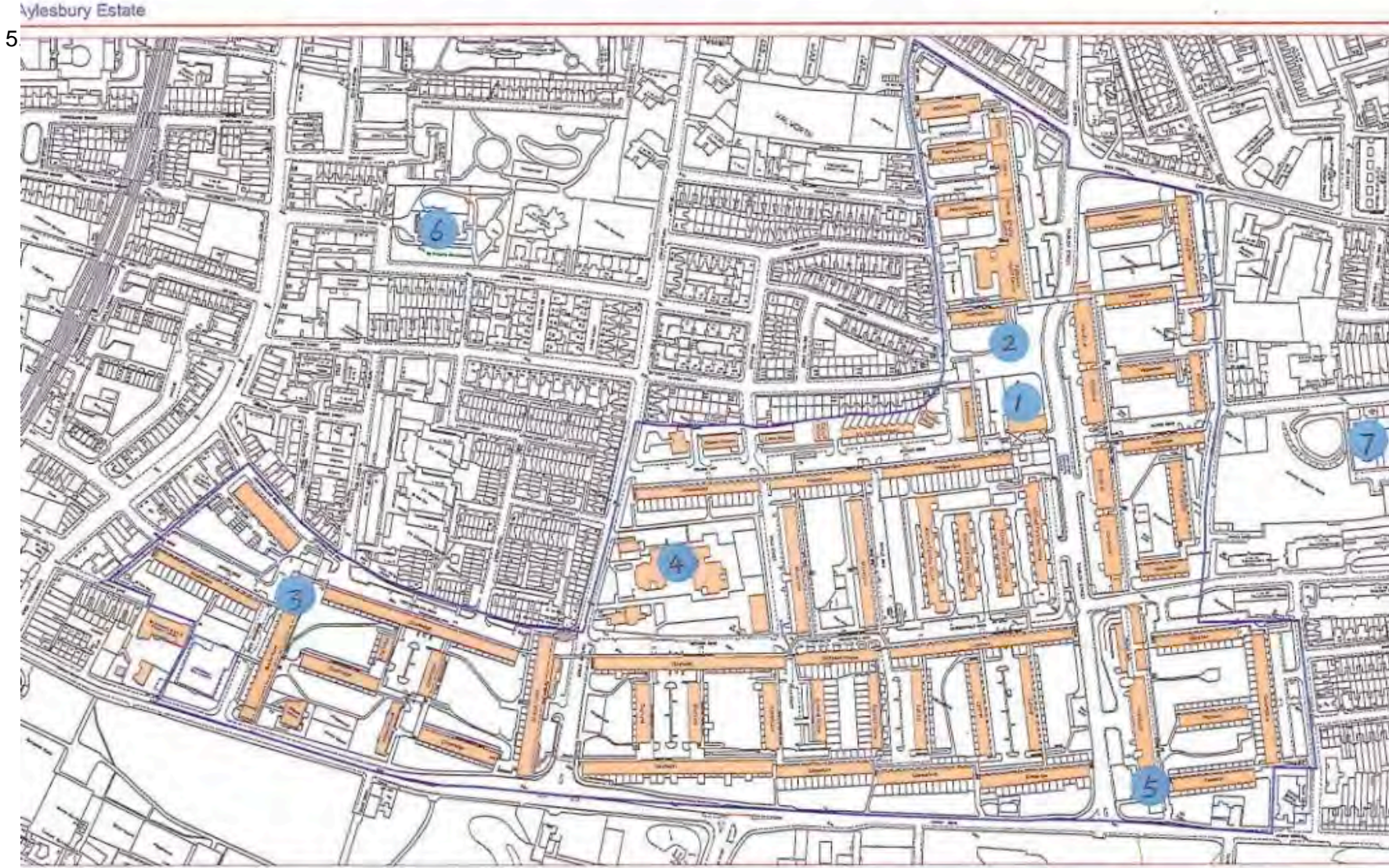
The static model functioned very well as a focus and discussion point with attendees.

Appendix A: Maps Showing the AAP and Location of the Venues

A1: Map Showing the AAP Boundary and the Estate



A2: Map Showing Location of the Roadshow Venues



**Appendix B:
List of Community Group and Local Schools Who Attended the Exhibition**

Community Groups

Portakabins (Monday, 21 April and Tuesday, 22 April)

1. Aylesbury Every Women's Group
2. Bengali Group
3. Line Dancing Group

The Inspire Centre (Friday, 25 April)

4. Latin American Multi- Cultural Group
5. Aylesbury 50 + Keep Fit Group
6. Pathmeads TRA
7. East Street Traders

All Saint Hall (Wednesday April 30)

8. Kinglake TRA

Local Schools

Michael Faraday School (Thursday, 24 April)

Surrey Square School (Friday, 25 April)

Walworth Academy (Wednesday, 21 May)

Appendix C: Analysis of All Responses

Total responses =305

Question	Yes (%)	No (%)	No Answer (%)
Question 1: We want to create a mixed neighbourhood by providing a range of different types of homes in various sizes with the emphasis on providing more family homes. Do you agree?	90	5	5
Question 2: Do you think homes should be concentrated around parks, green spaces and areas with good transport and shops?	90	5	5
Question 3: Do you agree with the mix of tenures?	74	15	11
Question 4: to demolish and rebuild all the homes on the estate, including homes in the low rise and red brick buildings. Do you agree?	83	12	5
Question 5: We are creating a sustainable community with energy saving, reduced consumption, and increased recycling. Do you agree?	91	5	4
Question 6: Do you think there should be a balance of private open space, communal gardens and public open space with good space standards for gardens and balconies?	89	7	4
Question 7: We want to have high quality standards for all new homes which set out minimum floor space, designing homes to be secure and to meet the lifetime needs of residents etc. Do you agree?	89	6	5
Question 8: Do you agree with the building heights we have proposed across the area?	71	16	13
Question 9: Do you think play areas for young children should be close to homes and structured play areas for ball games and other activities should be in Burgess Park and other larger green spaces?	84	10	6
Question 10: Do you like the idea of creating 'green fingers' – extensions of Burgess Park – into the new area so more people can live by and look out at green space?	87	7	7
Question 11: Do you support improvements to Burgess Park?	90	3	7
Question 12: Do you think we should focus on creating safe and traffic calmed attractive streets for walking and cycling?	91	4	6
Question 13: Do you agree we need to support public transport improvements, including the Cross River Tram and improved bus services?	90	5	5
Question 14: Parking spaces will be limited, but prioritised for larger families and those with special needs. Do you feel this is the right approach?	65	26	10
Question 15: Do you think the intention to train and employ local people to work on the redevelopment is a good idea?	90	3	7
Question 16: Do you think the 'hubs' – where shops, schools and healthcare are all near to each other can help support a vibrant and successful place?	85	5	10

Question 17: We are currently re-working the timetable for the redevelopment to try and make it shorter, so you can move sooner. Do you agree with this approach?	77	10	13
Question 18: On the whole do you think the plans presented for the redevelopment of the estate are the best way forward?	78	9	13

Appendix D: Feedback from ‘Aylesbury Young People Day’

The Young People Day was held on 18 April 2008, at the former site of the Youth Club, between 1pm and 5pm.

1.1 Respondents Profile

Figure IV: Age Profile of responses from Young Peoples Day

Age Group	No. of Responses on Youth Day	No. of Responses on other days	Total	Percentage (%)
Under 16	61	4	65	23
16 – 24 years old	14	10	24	9
25 – 35 years old	2	37	39	14
36 – 55 years old	5	80	85	31
56 + years old	2	49	51	18
No Answer	1	12	13	5
Total	85	192	277	100

A head count indicated that over 150 young people attended the youth day, though many of them didn’t sign in. 85 questionnaires were completed and 27 young people made comments on the different sections.

The table above shows that the event successfully captured significant numbers of young people who became aware of what is happening on the estate and the AAP.

1.2 Results:

The results show a similar trend to the overall consultation (Figure V). The major results are identified below:

- 81% of responses supported the ‘Preferred Options’ plan (Q18). This is slightly higher than the overall figure.
- 82% of respondents favoured a shorter timetable for the regeneration programme (Q17).
- All but 2 questions achieved over 80% support.
- The proposed ‘Tenure Mix’ (Q3) generated 74% support, the same as the combined result from all the consultation events.
- 78% of respondents approved of the parking allocation, higher than the overall trend (Q14). 20% were opposed. One youth respondent believed everyone should have a parking space because ‘we are all special in our own way’.
- The majority of people (97%) supported improvements to Burgess Park (Q11) and agreed with ‘Green Fingers’ 87% (Q10). However, comments highlighted the need for young people to have play areas on the estate, not just Burgess Park.
- 87% of responses wanted the entire estate to be demolished (Q4), though some people wanted to keep the red brick buildings. This proved slightly higher support than the overall trend.

- 80% agreed with the suggested building heights, higher than the combined results from the consultation as a whole.

A detailed analysis on each question for 'Young People's Day' is shown Figure V.

Figure V: Analysis of Responses on Young People’s Day

Total responses: 85

Question	Yes (%)	No (%)	No Answer (%)
Question 1: We want to create a mixed neighbourhood by providing a range of different types of homes in various sizes with the emphasis on providing more family homes. Do you agree?	93	6	1
Question 2: Do you think homes should be concentrated around parks, green spaces and areas with good transport and shops?	88	12	0
Question 3: Do you agree with the mix of tenures?	74	21	5
Question 4: to demolish and rebuild all the homes on the estate, including homes in the low rise and red brick buildings. Do you agree?	87	13	0
Question 5: We are creating a sustainable community with energy saving, reduced consumption, and increased recycling. Do you agree?	89	10	1
Question 6: Do you think there should be a balance of private open space, communal gardens and public open space with good space standards for gardens and balconies?	85	15	0
Question 7: We want to have high quality standards for all new homes which set out minimum floor space, designing homes to be secure and to meet the lifetime needs of residents etc. Do you agree?	86	13	1
Question 8: Do you agree with the building heights we have proposed across the area?	80	19	1
Question 9: Do you think play areas for young children should be close to homes and structured play areas for ball games and other activities should be in Burgess Park and other larger green spaces?	85	13	2
Question 10: Do you like the idea of creating ‘green fingers’ – extensions of Burgess Park – into the new area so more people can live by and look out at green space?	86	13	1
Question 11: Do you support improvements to Burgess Park?	97	2	1
Question 12: Do you think we should focus on creating safe and traffic calmed attractive streets for walking and cycling?	95	5	0
Question 13: Do you agree we need to support public transport improvements, including the Cross River Tram and improved bus services?	92	7	1
Question 14: Parking spaces will be limited, but prioritised for larger families and those with special needs. Do you feel this is the right approach?	78	20	2
Question 15: Do you think the intention to train and employ local people to work on the redevelopment is a good idea?	89	4	7
Question 16: Do you think the ‘hubs’ – where shops, schools and healthcare are all near to each other can help support a vibrant and successful place?	86	6	8
Question 17: We are currently re-working the timetable for the redevelopment to try and make it shorter, so you can move sooner. Do you agree with this approach?	82	8	10
Question 18: On the whole do you think the plans presented for the redevelopment of the estate are the best way forward?	81	9	10

Appendix E: Feedback from ‘Family Fun Day’

The Family Fun Day was held 12-5pm on Saturday, 19 April, at the Thurlow Lodge Community Hall. Over 160 people attended and 89 questionnaires were completed.

1.1 Respondents Profile

Figure VI: Age Profile of Responses at Family Fun Day

Age Group	No. of Responses	Percentage (%)
Under 16	1	1
16 – 24 years old	4	4
25 – 35 years old	18	20
36 – 55 years old	41	46
56 + years old	20	22
No Answer	5	6
Total	89	100

The 'Family Fun Day' proved a very good way of attracting people to the consultation. It enabled those at work during the week, and those with children, to see the Aylesbury Future exhibition. Though many children and young people were at the event and saw the display, few filled in questionnaires. The event attracted many from outside the estate (37%).

1.2 Results

A detailed analysis from the 'Family Fun Day' follows in Fig VII. The major findings are identified below:

- 80% of people believed that the plans represented the best way forward for the estate (Q18).
- 81% wished to move sooner (Q17).
- The 'Family Fun Day' respondents were more positive about the proposals than the trend over all the roadshow events. In all but two questions the percentage of people stating Yes was higher than that overall.
- The questions gaining most support regarded public transport improvements (96%), training and employing local people (96%), creating a mixed neighbourhood with a range of home sizes (94%), concentrating homes around parks, green spaces, transport links and shops (94%) and building high quality homes (94%).
- Less Family Fun Day respondents agreed with the parking space prioritisation than the overall trend (Q14). 53% expressed support, 31% disagreed.
- Slightly fewer (69%) supported building heights (Q8). There may have been confusion over the building height question as 16% did not give an answer.

Figure VII: Analysis of Responses on Family Fun Day
Total responses = 89

Question	Yes (%)	No (%)	No Answer (%)
Question 1: We want to create a mixed neighbourhood by providing a range of different types of homes in various sizes with the emphasis on providing more family homes. Do you agree?	94	1	4
Question 2: Do you think homes should be concentrated around parks, green spaces and areas with good transport and shops?	94	1	4
Question 3: Do you agree with the mix of tenures?	75	13	11
Question 4: to demolish and rebuild all the homes on the estate, including homes in the low rise and red brick buildings. Do you agree?	85	12	2
Question 5: We are creating a sustainable community with energy saving, reduced consumption, and increased recycling. Do you agree?	94	2	3
Question 6: Do you think there should be a balance of private open space, communal gardens and public open space with good space standards for gardens and balconies?	91	4	4
Question 7: We want to have high quality standards for all new homes which set out minimum floor space, designing homes to be secure and to meet the lifetime needs of residents etc. Do you agree?	94	1	4
Question 8: Do you agree with the building heights we have proposed across the area?	69	16	16
Question 9: Do you think play areas for young children should be close to homes and structured play areas for ball games and other activities should be in Burgess Park and other larger green spaces?	87	8	6
Question 10: Do you like the idea of creating 'green fingers' – extensions of Burgess Park – into the new area so more people can live by and look out at green space?	88	4	8
Question 11: Do you support improvements to Burgess Park?	91	2	7
Question 12: Do you think we should focus on creating safe and traffic calmed attractive streets for walking and cycling?	91	2	7
Question 13: Do you agree we need to support public transport improvements, including the Cross River Tram and improved bus services?	96	2	2
Question 14: Parking spaces will be limited, but prioritised for larger families and those with special needs. Do you feel this is the right approach?	58	31	10
Question 15: Do you think the intention to train and employ local people to work on the redevelopment is a good idea?	96	1	3
Question 16: Do you think the 'hubs' – where shops, schools and healthcare are all near to each other can help support a vibrant and successful place?	88	2	10
Question 17: We are currently re-working the timetable for the redevelopment to try and make it shorter, so you can move sooner. Do you agree with this approach?	81	10	9
Question 18: On the whole do you think the plans presented for the redevelopment of the estate are the best way forward?	80	8	12

Appendix F: Feedback from Walworth Academy Visit

The exhibition was displayed at a special visit to Walworth Academy, 12.10-1.40pm on Wednesday 21 May. This enabled engagement with students living in the AAP area and was especially important due to the proposed changes to Walworth

Academy within the masterplan. 28 questionnaires were completed by the young people and their teachers.

1.1 Respondents Profile

Figure VIII: Age Profile of Responses on Walworth Academy Visit

Age Group	No. of Responses	Percentage (%)
Under 16	12	43
16 – 24 years old	8	29
25 – 35 years old	1	4
36 – 55 years old	1	4
56 + years old	2	7
No Answer	4	14
Total	28	100

82% of respondents lived within the Aylesbury Estate. The majority of attendees were young people.

1.2 Results

A detailed analysis of the results follows in Figure IX. The general trend was similar to the results overall. The individuals who provided comments were under 16, or 16-24 years old. The main findings are summarised below:

- 89% (25/28) supported the plans for redevelopment (Q18) and 79% agreed that the timetable should be made shorter. (Q17).
- Improvements to Burgess Park were supported by 93% (26/28) (Q11). There was no opposition.
- 82% supported the plans for play areas (Q9). Comments indicated the importance of providing playgrounds and activities and green space.
- 93% agreed with creating a mixed neighbourhood (Q1), there was no opposition.
- 82% supported parking space allocations, and only 11% (3/28) expressed opposition, much less than the trend over all the consultation (Q14).
- Other comments indicated the need to provide activities for young people, concern about the noise that might be generated by the Hubs, and the wish for more youth consultation.

Figure IX: Analysis of Responses from Walworth Academy

Total responses = 28

Question	Yes (%)	No (%)	No Answer (%)
Question 1: We want to create a mixed neighbourhood by providing a range of different types of homes in various sizes with the emphasis on providing more family homes. Do you agree?	93	0	7
Question 2: Do you think homes should be concentrated around parks, green spaces and areas with good transport and shops?	79	11	11
Question 3: Do you agree with the mix of tenures?	79	7	14
Question 4: to demolish and rebuild all the homes on the estate, including homes in the low rise and red brick buildings. Do you agree?	86	7	7
Question 5: We are creating a sustainable community with energy saving, reduced consumption, and increased recycling. Do you agree?	86	7	7
Question 6: Do you think there should be a balance of private open space, communal gardens and public open space with good space standards for gardens and balconies?	89	4	7
Question 7: We want to have high quality standards for all new homes which set out minimum floor space, designing homes to be secure and to meet the lifetime needs of residents etc. Do you agree?	86	4	7
Question 8: Do you agree with the building heights we have proposed across the area?	86	4	11
Question 9: Do you think play areas for young children should be close to homes and structured play areas for ball games and other activities should be in Burgess Park and other larger green spaces?	82	11	7
Question 10: Do you like the idea of creating 'green fingers' – extensions of Burgess Park – into the new area so more people can live by and look out at green space?	89	4	7
Question 11: Do you support improvements to Burgess Park?	93	0	7
Question 12: Do you think we should focus on creating safe and traffic calmed attractive streets for walking and cycling?	89	4	7
Question 13: Do you agree we need to support public transport improvements, including the Cross River Tram and improved bus services?	86	7	7
Question 14: Parking spaces will be limited, but prioritised for larger families and those with special needs. Do you feel this is the right approach?	82	11	7
Question 15: Do you think the intention to train and employ local people to work on the redevelopment is a good idea?	89	7	4
Question 16: Do you think the 'hubs' – where shops, schools and healthcare are all near to each other can help support a vibrant and successful place?	79	18	4
Question 17: We are currently re-working the timetable for the redevelopment to try and make it shorter, so you can move sooner. Do you agree with this approach?	79	18	4
Question 18: On the whole do you think the plans presented for the redevelopment of the estate are the best way forward?	89	7	4

Appendix G: Comparison of results from Aylesbury Residents and Non-Aylesbury Residents

A comparison between the responses of Aylesbury residents and non-Aylesbury residents was undertaken in order to assess whether these groups differed significantly in their perspectives. In total 196 Aylesbury residents and 99 non-Aylesbury residents completed questionnaires. This analysis excludes those 10 individuals who did not give their address.

It is clear that the two groups have very similar opinions on the Preferred Options. This justifies the inclusion non-residents in the overall analysis in Section 3.

The level of support for the scheme is was identical within both groups, with 79% believing the plans are the best way forward (Q18).

There were some slight differences in the responses:

- A higher percentage of residents did not support the 'mix of tenures' (Q3), 18% compared to 11% non-residents. 14% of non-residents gave no answer, suggesting possible confusion over terminology.
- Slightly more residents supported complete demolition (Q4), 86% compared to 80% non-residents.
- 8% of residents, compared to 3% non-residents did not agree with the 'quality standards for all homes' (Q7). This is probably due to concerns over the 'minimum floor space'. However, overall levels of support were high.
- Less support for building heights (Q8) from Aylesbury residents, 66%, compared to 76% from non-residents. However, the amount of opposition was similar.
- A greater proportion of residents (80%), support re-working the timetable compared to 73% of the non-residents (Q18). However, this is probably due to the wording of the question as many non-residents felt that it did not apply to them because they will not have to move, so 20% gave no answer.

Figure X: Analysis of Responses – Aylesbury Residents and Non-Aylesbury Residents

	Aylesbury Residents	Non-Resident	Aylesbury Residents	Non-Resident	Aylesbury Residents	Non-Resident
Question	Yes (%)	Yes (%)	No (%)	No(%)	No Answer (%)	No Answer (%)
Question 1: We want to create a mixed neighbourhood by providing a range of different types of homes in various sizes with the emphasis on providing more family homes. Do you agree?	90	91	5	5	5	4
Question 2: Do you think homes should be concentrated around parks, green spaces and areas with good transport and shops?	90	91	6	3	4	6
Question 3: Do you agree with the mix of tenures?	74	75	17	11	8	14
Question 4: to demolish and rebuild all the homes on the estate, including homes in the low rise and red brick buildings. Do you agree?	86	80	11	15	3	5
Question 5: We are creating a sustainable community with energy saving, reduced consumption, and increased recycling. Do you agree?	90	95	6	3	4	2
Question 6: Do you think there should be a balance of private open space, communal gardens and public open space with good space standards for gardens and balconies?	90	89	7	9	3	2
Question 7: We want to have high quality standards for all new homes which set out minimum floor space, designing homes to be secure and to meet the lifetime needs of residents etc. Do you agree?	89	92	8	3	3	5
Question 8: Do you agree with the building heights we have proposed across the area?	69	77	17	16	14	7
Question 9: Do you think play areas for young children should be close to homes and structured play areas for ball games and other activities should be in Burgess Park and other larger green spaces?	84	84	10	11	6	5

Question 10: Do you like the idea of creating 'green fingers' – extensions of Burgess Park – into the new area so more people can live by and look out at green space?	87	87	7	6	6	7
Question 11: Do you support improvements to Burgess Park?	92	92	2	4	6	4
Question 12: Do you think we should focus on creating safe and traffic calmed attractive streets for walking and cycling?	91	93	4	4	5	3
Question 13: Do you agree we need to support public transport improvements, including the Cross River Tram and improved bus services?	91	90	5	6	4	4
Question 14: Parking spaces will be limited, but prioritised for larger families and those with special needs. Do you feel this is the right approach?	66	65	26	28	8	7
Question 15: Do you think the intention to train and employ local people to work on the redevelopment is a good idea?	89	93	4	1	7	6
Question 16: Do you think the 'hubs' – where shops, schools and healthcare are all near to each other can help support a vibrant and successful place?	85	88	5	2	10	10
Question 17: We are currently re-working the timetable for the redevelopment to try and make it shorter, so you can move sooner. Do you agree with this approach?	80	73	10	7	10	20
Question 18: On the whole do you think the plans presented for the redevelopment of the estate are the best way forward?	79	79	8	10	13	11